



BUDGET
FOR THE
FISCAL YEAR 2016

TERRY SIMPSON
County Judge

NINA G. TREVINO
FRED P. NARDINI

ALMA V. MORENO
JAMES F. PRICE, JR.

County Commissioners

Statement of Tax Increase

This budget will raise more revenue from property taxes than last year's budget by an amount of \$2,086,333, which is an 8.25 percent increase from last year's budget. The property tax revenue to be raised from new property added to the tax roll this year is \$1,584,074.

Record Vote:

Members Voting For: Simpson, Trevino, Nardini, Price

Members Voting Against: N/A

Members Not Voting: Moreno (absent)

San Patricio County Property Tax Rates	TAX RATES BUDGET	TAX RATES BUDGET
	2015	2016
<u>Operating Funds</u>		
Road & Bridge Special	\$ 0.065920	\$ 0.057003
General	0.419948	0.384219
Maintenance & Operations Rate	<u>0.485868</u>	<u>0.441222</u>
 <u>Debt Service Funds</u>		
Certificates of Obligation, Series 2006	0.024132	0.007828
GO Refunding Bonds, 2015	<u>0.000000</u>	<u>0.010950</u>
 Total Debt Rate	<u>0.024132</u>	<u>0.018778</u>
 Total County Property Tax Rate	<u>\$ 0.510000</u>	<u>\$ 0.460000</u>
 Effective Tax Rate	\$ 0.496676	\$ 0.448816
Effective Maintenance and Operations Tax Rate	0.471415	0.427523
Debt Tax Rate	0.024132	0.018778
Rollback Tax Rate	0.533259	0.480502
 Debt Obligation	\$ 16,665,000	\$ 15,585,000

ORDER ADOPTING ELECTED OFFICIALS' SALARIES, COMPENSATION

AND ALLOWANCES FOR FISCAL YEAR 2016


On this, the 8th day of September, 2015, at a regularly scheduled meeting of the San Patricio County Commissioners Court, came on to be considered the Elected Officials' Salaries, Compensation, and Allowances for the period beginning January 1, 2016, and ending December 31, 2016, and it appearing that public notice has been given in accordance with law, and notice has been given to each official and the opportunity for grievance in accordance with law, it is ordered by the Court that the said Salaries, Compensation, and Allowances be, and it is hereby, approved and adopted as presented in the attachment. It is further ordered by the Court that any pending legislation affecting such Salaries, Compensation, and Allowances be incorporated.


Terry Simpson, County Judge


Nina G. Trevino, County Commissioner, Pct #1


Fred P. Nardini, County Commissioner, Pct #2

Alma V. Moreno, County Commissioner, Pct #3


Jim Price, County Commissioner, Pct #4

San Patricio County, Texas
Proposed Increase to
Compensation, Expenses, and Allowance for Elected Officials

Office	Proposed Annual Salary 2016	Actual Annual Salary 2015	Proposed Increase	Annual Cellphone Allowance 2016	Annual Cellphone Allowance 2015	Annual Cellphone Allowance Increase
County Judge	82,443	80,042	2,401	1,200	1,200	-
County Judge - State Salary Supplement (1) (2)	25,200	15,000	10,200	-	-	-
County Judge - Juvenile Board Supplement (2)	6,900	6,000	900	-	-	-
County Commissioner Pct. #1	67,674	65,703	1,971	1,200	1,200	-
County Commissioner Pct. #2	67,674	65,703	1,971	1,200	1,200	-
County Commissioner Pct. #3	67,674	65,703	1,971	1,200	1,200	-
County Commissioner Pct. #4	67,674	65,703	1,971	1,200	1,200	-
County Court-at-Law Judge	60,100	49,000	11,100	780	-	780
County Court-at-Law Judge - State Salary Supplement (1) (2)	90,000	90,000	-	-	-	-
County Court-at-Law Judge - Juvenile Board Supplement (2)	6,900	6,000	900	-	-	-
County Clerk	67,674	65,703	1,971	780	780	-
District Clerk	67,674	65,703	1,971	780	780	-
County Attorney	82,042	79,652	2,390	780	780	-
County Attorney - State Salary Supplement (2)	57,958	35,000	22,958	-	-	-
County Treasurer	67,674	65,703	1,971	780	780	-
Tax Assessor-Collector	67,674	65,703	1,971	780	780	-
Sheriff	83,082	80,662	2,420	1,200	1,200	-
Justice of the Peace #1	53,786	52,219	1,567	780	780	-
Justice of the Peace #2	52,252	50,730	1,522	780	780	-
Justice of the Peace #4	52,252	50,730	1,522	780	780	-
Justice of the Peace #5	52,252	50,730	1,522	780	780	-
Justice of the Peace #6	52,252	50,730	1,522	780	780	-
Justice of the Peace #8	52,252	50,730	1,522	780	780	-
Constable #1	42,797	41,550	1,247	780	780	-
Constable #2	42,397	41,162	1,235	780	780	-
Constable #4	42,397	41,162	1,235	780	780	-
Constable #5	42,397	41,162	1,235	780	780	-
Constable #6	42,397	41,162	1,235	780	780	-
Constable #8	42,397	41,162	1,235	780	780	-
District Judge - Juvenile Board Supplement (2)	6,900	6,000	900	-	-	-
District Judge - Juvenile Board Supplement (2)	6,900	6,000	900	-	-	-
District Judge - Juvenile Board Supplement (2)	6,900	6,000	900	-	-	-
District Attorney State Supplement (2)	3,640	-	3,640	-	-	-
District Attorney Supplement (2)	6,900	6,000	900	780	780	-

In addition to the salary and cellphone allowance listed above, the officials are to receive monthly longevity pay and reimbursement for travel expenses. Officials receive longevity pay in the amount of \$3.00 per month for each year of service with a maximum credit of 20 years. Officials receive reimbursement for mileage at the federal standard mileage rate and receive reimbursement for other travel expenses such as meals at the federal per diem rate and lodging as established by Commissioners Court policy.


A copy of the proposed budget has been filed with the County Clerk's office and is available on the County's website for review by the public.

(1) A portion of this supplement is to be paid from state funds. Any amount received from the State, which could be more or less than the salary supplement, is to be paid from fees and costs collected and remitted to the State, then distributed to the County.

(2) Supplements subject to legislative change. Supplements do not qualify for longevity pay

ORDER ADOPTING BUDGET FOR FISCAL YEAR 2016


On this, the 8th day of September, 2015, at a regularly scheduled meeting of the San Patricio County Commissioners Court, came on to be considered the Budget for estimated revenues and proposed County expenditures for the period beginning January 1, 2016, and ending December 31, 2016, and it appearing to the Court that said Budget is in accordance with law, and has been duly prepared by the County Judge, assisted by the County Auditor, on a modified accrual basis consistent with generally accepted accounting principles, and duly filed for inspection; that notice has been given in accordance with law for public hearing on the adoption of said Budget; and the said Budget having been duly considered by the Court inclusive of modifications agreed to in court September 8, 2015, on motion made, seconded, and carried by a majority of the Commissioners Court, it is ordered by the Court that the said Budget be, and it is hereby, approved and adopted. It is further ordered by the Court that the legal level of control for each legally adopted annual operating budget is the fund, and that amounts shown for individual items included in such totals be considered supplementary information.


Terry Simpson, County Judge


Nina G. Trevino, County Commissioner, Pct #1


Fred P. Nardini, County Commissioner, Pct #2

Alma V. Moreno, County Commissioner, Pct #3


Jim Price, County Commissioner, Pct #4

ORDER ADOPTING 2015 PROPERTY TAX RATE FOR FISCAL YEAR 2016

On this, the 8th day of September, 2015, at a regularly scheduled meeting of the San Patricio County Commissioners Court, came on to be considered the adoption of an Ad Valorem Tax Rate for the fiscal year beginning January 1, 2016, and ending December 31, 2016, and it appearing to the Court that a Budget for said fiscal year has been adopted; that appropriate notice has been given in accordance with law for adoption of a tax rate, and the said Tax Rate having been duly considered by the Court in court September 8, 2015 on motion made, seconded, and carried by a majority of the Commissioners Court, it is hereby ordered that the Court levies a tax of \$0.46 per each \$100 assessed valuation on all taxable property in the County, as more fully described below; that the San Patricio County Tax Assessor-Collector is hereby authorized to assess and collect the taxes as such:

MAINTENANCE AND OPERATIONS TAX RATE

General Fund Maintenance & Operations Tax Rate	\$ 0.384219	
Road and Bridge Special Maintenance & Operations Tax Rate	<u>0.057003</u>	
Total Maintenance & Operations Tax Rate		\$ 0.441222

DEBT SERVICE TAX RATE

Certificates of Obligation, Series 2006	\$ <u>0.018778</u>	
Total Debt Service Tax Rate		\$ 0.018778
Total Ad Valorem Tax Rate		\$ 0.460000

THIS TAX RATE WILL RAISE MORE TAXES FOR MAINTENANCE AND OPERATIONS THAN LAST YEAR'S TAX RATE.

THE TAX RATE WILL EFFECTIVELY BE RAISED BY 3.20 PERCENT AND WILL RAISE TAXES FOR MAINTENANCE AND OPERATIONS ON A \$100,000 HOME BY APPROXIMATELY \$ 13.70.


Court Members voting For: Simpson, Trevino, Nardini, & Price
Court Members voting Against: N/A Court Members not voting: Moreno (absent)


Terry Simpson, County Judge


Nina G. Trevino, County Commissioner, Pct #1



Fred P. Nardini, County Commissioner, Pct #2

Alma V. Moreno, County Commissioner, Pct #3


Jim Price, County Commissioner, Pct #4

ORDER RATIFYING PROPERTY TAX INCREASE FOR FISCAL YEAR 2016


On this, the 8th day of September, 2015, at a regularly scheduled meeting of the San Patricio County Commissioners Court, came on to be considered the property tax increase reflected in the duly adopted budget for the fiscal year beginning January 1, 2016, and ending December 31, 2016. Having been duly considered by the Court on September 8, 2015; on motion made, seconded, and carried by a majority of the Commissioners Court, it is hereby ordered that the Court ratifies the property tax increase reflected in the budget.


Terry Simpson, County Judge


Nina G. Trevino, County Commissioner, Pct #1


Fred P. Nardini, County Commissioner, Pct #2

Alma V. Moreno, County Commissioner, Pct #3


Jim Price, County Commissioner, Pct #4

**San Patricio County, Texas
Budget 2016**

Computation of Estimated Current		County Sheriff	49
Ad Valorem Tax Collections	1	Highway Patrol	50
Distribution of Estimated Tax Collections	2	PSAP Coordinator/E911	51
Tax Rate by Funds	3	Corrections	52
		Juvenile Detention Center	53
General Fund	5	Adult/Juvenile Probation, Citizens	
County Judge	8	Collection Stations	54
County Clerk	9	Health Department, Regional Health	
Veteran's Service	10	Awareness Board	55
Emergency Management	11	Environmental Health	56
Printing Department	12	Animal Control, Mental Health	57
Personnel Department	13	Indigent Health Care, Human Services,	
Records Management	14	Community Action Agency	58
Personnel Safety	15	County Library	59
Information Services	16	County Parks	60
ADA Coordinator, Non-Departmental	17	County Fairgrounds	61
County Court	18	Agricultural Extension Service,	
County Court-at-Law Judge	19	Soil & Water Conservation	62
District Court	20	Economic Development, Operating Transfers Out	63
District Clerk	21		
Justice of the Peace #1	22	Special Revenue Funds	
Justice of the Peace #2	23	Road and Bridge Pct. #1	65
Justice of the Peace #4	24	Road and Bridge Pct. #2	69
Justice of the Peace #5	25	Road and Bridge Pct. #3	73
Justice of the Peace #6	26	Road and Bridge Pct. #4	77
Justice of the Peace#8, Judiciary Support	27	Indigent Health Care	81
County Attorney, Litigation	28	District Court Operating	83
Elections Administration	29	District Attorney Operating	86
County Auditor	30	Intoxilizer Program	89
County Treasurer	31	Women, Infants and Children Program	92
Tax Assessor-Collector	32	Law Library	94
Auto Registration, Central Appraisal District	33	Courthouse Security Fund	96
Building & Yards - Admin	34	Records Management Fund	98
Courthouse	35	Court Technology Fee Fund	101
Plymouth Courthouse Annex	36	Court Reporter Service Fund	103
Law Enforcement Center, Aransas		Coastal Bend COG Grant	105
Pass 225 W. Wheeler	37	Communications System	107
Aransas Pass 1212 W. Wheeler	38	San Patricio County Airport Fund	109
Mathis Annex, Portland Annex	39	Election Services	112
Ingleside Health Clinic, Harville Road Annex,			
Restitution Center	40	Capital Projects	
Market St. Annex, Vineyard St. Annex	41	Right of Way	115
San Patricio Annex, East Market St. Annex	42		
Fire and Ambulance Service, Constable #1	43	Debt Service	
Constable #2	44	Statement of Indebtedness	118
Constable #4	45	Debt Service Requirements	120
Constable #5	46	Permanent Improvement Debt Service	121
Constable #6	47		
Constable #8	48		

**SAN PATRICIO COUNTY, TEXAS
COMPUTATION OF ESTIMATED CURRENT AD VALOREM TAX COLLECTIONS
BUDGET 2016**

	<u>FOR COUNTY PURPOSES</u>	<u>FOR ROAD BOND PURPOSES</u>	<u>FOR R&B SPECIAL PURPOSES</u>
GROSS ASSESSED VALUATION - 2014 ROLL ACTUAL	\$ 5,319,830,676	\$ 5,319,830,676	\$ 5,319,830,676
EXEMPTIONS: HOMESTEAD	65,066,418	65,066,418	65,066,418
DISABLED VETERANS	32,130,442	32,130,442	32,130,442
OVER 65 LOCAL	<u>262,003,850</u>	<u>262,003,850</u>	<u>262,003,850</u>
TOTAL EXEMPTIONS - 2014	<u>359,200,710</u>	<u>359,200,710</u>	<u>359,200,710</u>
NET TAXABLE VALUATION - 2014 ROLL	<u>\$ 4,960,629,966</u>	<u>\$ 4,960,629,966</u>	<u>\$ 4,960,629,966</u>
GROSS ASSESSED VALUATION - 2015 ESTIMATED	\$ 6,308,397,524	\$ 6,308,397,524	\$ 6,313,656,934
EXEMPTIONS: HOMESTEAD	62,485,505	62,485,505	62,485,505
DISABLED VETERANS	33,610,986	33,610,986	33,610,986
OVER 65 LOCAL	<u>259,573,212</u>	<u>259,573,212</u>	<u>259,573,212</u>
TOTAL EXEMPTIONS - 2015	<u>355,669,703</u>	<u>355,669,703</u>	<u>355,669,703</u>
ESTIMATED TAXABLE VALUATION - 2015 ROLL	5,952,727,821	5,952,727,821	5,957,987,231
TAX RATE (PER \$100 VALUATION)	<u>0.402997</u>	<u>0.000000</u>	<u>0.057003</u>
TAX LEVY	23,989,315	0	3,396,231
LESS 4.30% (DELINQUENCIES AND CONTESTED APPRAISALS)	<u>(1,031,541)</u>	<u>0</u>	<u>(146,038)</u>
NET COLLECTIONS	<u>\$ 22,957,774</u>	<u>\$ 0</u>	<u>\$ 3,250,193</u>
1 CENT TAX LEVY EQUALS	<u>\$ 569,676</u>	<u>\$ 0</u>	<u>\$ 570,179</u>

**SAN PATRICIO COUNTY, TEXAS
DISTRIBUTION OF ESTIMATED TAX COLLECTIONS
BUDGET 2016**

<u>FUND</u>	<u>TAX RATE</u>	<u>YIELD PER 1 CENT TAX LEVY</u>	<u>ESTIMATED CURRENT</u>	<u>COLLECTIONS DELINQUENT</u>	<u>TOTAL</u>
GENERAL FUND	\$ 0.384219	\$ 569,676	\$ 21,888,034	\$ 550,000	\$ 22,438,034
ROAD & BRIDGE SPECIAL	<u>0.057003</u>	570,179	<u>3,250,191</u>	<u>85,000</u>	<u>3,335,191</u>
TOTAL OPERATING FUNDS	<u>0.441222</u>		<u>25,138,225</u>	<u>635,000</u>	<u>25,773,225</u>
<u>DEBT SERVICE FUNDS</u>					
GO REFUNDING BONDS, 2015	0.010950	569,676	623,795	0	623,795
CERTIFICATES OF OBLIGATION, SERIES 2006	<u>0.007828</u>	569,676	<u>445,942</u>	<u>30,000</u>	<u>475,942</u>
TOTAL DEBT SERVICE FUNDS	<u>0.018778</u>		<u>1,069,737</u>	<u>30,000</u>	<u>1,099,737</u>
TOTAL COUNTY TAX RATE	<u>\$ 0.460000</u>		<u>\$ 26,207,962</u>	<u>\$ 665,000</u>	<u>\$ 26,872,962</u>

**SAN PATRICIO COUNTY, TEXAS
TAX RATE BY FUNDS
BUDGET 2016**

	TAX RATE BUDGET 2013	TAX RATE BUDGET 2014	TAX RATE BUDGET 2015	TAX RATE BUDGET 2016
OPERATING FUNDS				
Road & Bridge Special	\$ 0.068846	\$ 0.070000	\$ 0.065920	\$ 0.057003
General	0.451547	0.423560	0.419948	0.384219
TOTAL OPERATING FUNDS	<u>0.520393</u>	<u>0.493560</u>	<u>0.485868</u>	<u>0.441222</u>
DEBT SERVICE FUNDS				
PERMANENT IMPROVEMENT BONDS				
GO Refunding Bonds, 2015	0.000000	0.000000	0.000000	0.010950
Certificates of Obligation, Series 2006	<u>0.029607</u>	<u>0.026440</u>	<u>0.024132</u>	<u>0.007828</u>
TOTAL PERMANENT IMPROVEMENT BONDS	<u>0.029607</u>	<u>0.026440</u>	<u>0.024132</u>	<u>0.018778</u>
TOTAL DEBT SERVICE FUNDS	<u>0.029607</u>	<u>0.026440</u>	<u>0.024132</u>	<u>0.018778</u>
TOTAL COUNTY-WIDE TAX RATE	<u>\$ 0.550000</u>	<u>\$ 0.520000</u>	<u>\$ 0.510000</u>	<u>\$ 0.460000</u>

GENERAL FUND

The General Fund is a constitutional fund and is utilized to account for all County revenues and expenditures except those which are required by law to be classed in other constitutional funds and such other funds that are presented separately to facilitate proper accountability.

**SAN PATRICIO COUNTY, TEXAS
GENERAL FUND
BUDGET 2016**

	2014 <u>ACTUAL</u>	2015 <u>ESTIMATE</u>	2016 <u>BUDGET</u>
Beginning Balance	\$ <u>8,842,400</u>	\$ <u>9,227,166</u>	\$ <u>8,182,254</u>
Revenues	24,805,347	24,969,073	26,313,034
Transfers In	<u>0</u>	<u>0</u>	<u>0</u>
Total Revenues and Transfers In	<u>24,805,347</u>	<u>24,969,073</u>	<u>26,313,034</u>
Available Resources	<u>33,647,746</u>	<u>34,196,239</u>	<u>34,495,288</u>
Expenditures	22,023,137	23,461,228	25,695,315
Transfers Out	<u>2,397,443</u>	<u>2,552,757</u>	<u>3,630,229</u>
Total Expenditures and Transfer Out	<u>24,420,580</u>	<u>26,013,985</u>	<u>29,325,544</u>
Ending Balance	\$ <u><u>9,227,166</u></u>	\$ <u><u>8,182,254</u></u>	\$ <u><u>5,169,744</u></u>

**SAN PATRICIO COUNTY, TEXAS
GENERAL FUND
BUDGET 2016**

		2014 <u>ACTUAL</u>	2015 <u>ESTIMATE</u>	2016 <u>BUDGET</u>
Revenues				
310-110	Ad Valorem - Current	\$ 19,603,185	\$ 20,272,093	\$ 21,888,034
310-120	Ad Valorem - Delinquent	<u>557,329</u>	<u>562,228</u>	<u>550,000</u>
	General Property Taxes	<u>20,160,514</u>	<u>20,834,321</u>	<u>22,438,034</u>
320-200	Building Permits	163,441	121,222	55,000
320-202	Septic Tank & Health Permits	<u>85,958</u>	<u>54,675</u>	<u>55,000</u>
	Non-Busn Licenses/Permits	<u>249,399</u>	<u>175,897</u>	<u>110,000</u>
330-150	Indigent Defense Grant	35,492	50,944	35,000
330-402	FEMA-Public Assistance Grant	0	0	0
330-365	DEM-Operation Border Star	103,566	34,892	0
330-404	HIDTA Grant	2,373	5,637	0
330-405	OCDETF Grant	<u>0</u>	<u>3,173</u>	<u>0</u>
	Grants	<u>141,431</u>	<u>94,646</u>	<u>35,000</u>
330-701	Franchise/Bingo Taxes	1,842	1,746	1,700
330-703	Beer, Wine and Liquor	762	490	500
330-705	Mixed Drink License	59,434	67,815	62,000
330-151	Judicial Fee	84,102	83,797	83,000
330-551	Tobacco Settlement Distribution	26,044	32,541	30,000
330-101	County Judge Supplement	15,314	20,525	25,200
330-200	County Attorney Supplement	35,000	43,450	70,000
330-416	Asst Prosecutor Longevity	4,540	4,880	5,100
330-202	Juror Expense Reimbursement	<u>36,559</u>	<u>14,688</u>	<u>15,000</u>
	State Shared Revenue	<u>263,596</u>	<u>269,932</u>	<u>292,500</u>
330-801	Law Enforcement Contribs	47,173	262,996	216,600
330-802	Indirect Cost Reims	120,910	115,849	90,000
330-803	Drub Abuse/Treat/Rehab	0	0	0
330-805	Local Government Contributions	0	12,067	7,500
330-807	Election Fees	<u>309</u>	<u>65</u>	<u>0</u>
	Shared Revenue/Local Govt	<u>168,391</u>	<u>390,977</u>	<u>314,100</u>
340-100	County Judge	7,231	7,276	7,200
340-102	County Sheriff	225,272	186,151	186,100
340-104	County Attorney	15,890	16,502	16,200
340-106	County Clerk	400,857	353,013	353,000
340-108	Tax Assessor-Collector	790,242	860,053	860,000
340-110	District Attorney	655	228	300
340-112	District Clerk	174,882	161,486	167,100
340-121	Justice of the Peace #1	9,610	6,069	6,000
340-122	Justice of the Peace #2	2,356	2,622	2,600
340-124	Justice of the Peace #4	9,708	8,750	8,700
340-125	Justice of the Peace #5	7,698	9,343	8,400
340-126	Justice of the Peace #6	9,285	5,490	5,400
340-128	Justice of the Peace #8	1,928	1,309	1,300
340-131	Constable #1	7,586	6,166	6,100
340-132	Constable #2	1,365	2,894	2,100
340-134	Constable #4	16,701	21,921	19,100
340-135	Constable #5	3,240	4,085	3,800
340-136	Constable #6	29,196	27,508	27,300
340-138	Constable #8	5,170	9,500	7,700

**SAN PATRICIO COUNTY, TEXAS
GENERAL FUND
BUDGET 2016**

	2014 ACTUAL	2015 ESTIMATE	2016 BUDGET
340-151 County Appointed Attorney	\$ 18,204	\$ 17,589	\$ 15,600
340-152 District Appointed Atty	42,602	42,652	42,600
	<u>1,779,677</u>	<u>1,750,607</u>	<u>1,746,600</u>
Fees of Office			
340-301 Court Cost Service Fees	115,043	94,268	94,200
340-303 Child Safety Court Cost	3,315	4,751	4,100
340-305 Traffic Court Cost	17,347	14,062	14,000
340-306 Child Safety Fee Veh Reg	12,641	10,894	10,800
340-314 BAT Offense	446	310	300
340-309 Arrest/Video Fees	4,640	4,903	4,900
340-310 E-Filing Fee	2,798	7,510	7,500
340-311 Bail Bond Fees	9,964	10,842	10,400
340-315 Probate Training Fees	960	797	800
340-316 Probate Guardianship Fee	3,740	3,190	3,200
340-323 Inmate Telephone	69,058	84,248	79,400
340-401 Detention Service Charges	72,800	72,875	72,800
340-601 Waste Disposal Fees	60,037	63,516	61,900
340-701 Health Service Fees	35,972	12,835	12,800
340-998 Miscellaneous Fees	9,544	7,449	7,400
	<u>418,305</u>	<u>392,450</u>	<u>384,500</u>
Other Fees			
350-101 Justice of the Peace #1	179,325	150,644	150,600
350-102 Justice of the Peace #2	54,870	62,989	58,400
350-104 Justice of the Peace #4	111,757	89,611	89,600
350-105 Justice of the Peace #5	159,742	219,180	190,500
350-106 Justice of the Peace #6	202,226	93,600	93,600
350-108 Justice of the Peace #8	20,462	14,085	14,000
350-200 Bail Bond Forfeitures	0	0	0
350-201 Other Forfeitures	2,650	2,850	3,000
350-501 License & Weight	47,117	19,434	20,000
	<u>778,149</u>	<u>652,393</u>	<u>619,700</u>
Fines & Forfeitures			
360-101 Interest Earnings	16,489	16,440	17,500
	<u>16,489</u>	<u>16,440</u>	<u>17,500</u>
Investment Earnings			
370-100 Sale of Fixed Assets	28,990	20,850	24,000
370-101 Insurance Recovery-Assets	28,576	35,762	0
370-201 Rental Income	391,313	84,469	87,100
370-202 Fairgrounds Income	143,956	148,507	145,500
370-203 County Park Revenue	5,965	9,842	7,700
370-301 Coin Station Receipts	54	16	0
370-303 Concession Stand Income	40,720	40,975	39,800
370-399 Private Source Contributions	15,750	1,900	1,000
370-401 Refunds, Sundry	174,072	49,089	50,000
	<u>829,396</u>	<u>391,410</u>	<u>355,100</u>
Other Revenue			
Total Revenues	\$ 24,805,347	\$ 24,969,073	\$ 26,313,034

**SAN PATRICIO COUNTY, TEXAS
GENERAL FUND
BUDGET 2016**

	2014 <u>ACTUAL</u>	2015 <u>ESTIMATE</u>	2016 <u>BUDGET</u>
400			
County Judge			
101 Elected Officials	\$ 91,230	\$ 100,567	\$ 107,643
110 Regular Employees	27,904	29,977	31,525
185 Phone Allowance	1,200	1,200	1,200
190 Longevity Pay	1,318	1,353	934
195 Overtime	208	525	250
210 Group Insurance	13,481	14,479	15,900
220 Social Security Taxes	9,092	9,565	10,829
230 Retirement Contributions	13,237	13,659	14,580
250 Unemployment Insurance	34	100	128
260 Workers' Compensation Ins	394	373	584
<i>Personal Services</i>	<u>158,098</u>	<u>171,798</u>	<u>183,573</u>
312 Conference and Assoc Dues	861	1,400	2,600
330 Pre-Employment Physicals	0	0	0
432 Vehicle Repairs/Maint	113	1,037	2,000
434 Equipment Repairs/Maint	59	1,012	2,000
442 Vehicle/Equipment Rental	2,361	2,548	3,000
520 Insurance/Bond Premiums	1,189	679	1,000
530 Telephone	2,359	1,994	2,200
538 Postage	728	517	700
580 Travel	3,211	4,182	6,000
<i>Other Services and Charges</i>	<u>10,881</u>	<u>13,369</u>	<u>19,500</u>
610 General Supplies	339	544	1,000
626 Fuel, Oil, Lubricants	264	1,625	2,000
650 NCO Furniture/Equipment	0	0	0
<i>Supplies</i>	<u>603</u>	<u>2,169</u>	<u>3,000</u>
740 Machinery and Equipment	0	0	0
<i>Capital Outlay</i>	<u>0</u>	<u>0</u>	<u>0</u>
County Judge	<u>169,582</u>	<u>187,336</u>	<u>206,073</u>

**SAN PATRICIO COUNTY, TEXAS
GENERAL FUND
BUDGET 2016**

	2014 <u>ACTUAL</u>	2015 <u>ESTIMATE</u>	2016 <u>BUDGET</u>
403	County Clerk		
101	\$ 62,574	\$ 65,703	\$ 67,674
110	356,337	398,387	416,988
115	23,092	30,439	53,609
185	780	780	780
190	5,574	5,783	6,605
195	7,836	10,657	6,000
210	112,499	115,555	119,250
220	32,702	36,307	40,428
230	47,021	51,521	54,432
250	500	1,489	1,838
260	1,543	1,414	2,278
	<u>650,458</u>	<u>718,035</u>	<u>769,882</u>
	<i>Personal Services</i>		
312	1,910	2,000	3,000
330	143	150	400
434	5,113	8,038	15,000
442	1,575	0	3,800
520	6,566	6,114	3,800
530	7,761	7,994	4,000
538	9,975	12,135	12,000
540	50	90	200
580	4,818	5,561	6,000
598	25,955	1,463	2,000
	<u>63,866</u>	<u>43,545</u>	<u>50,200</u>
	<i>Other Services and Charges</i>		
610	14,357	29,103	28,000
650	0	4,337	3,500
	<u>14,357</u>	<u>33,440</u>	<u>31,500</u>
	<i>Supplies</i>		
740	21,407	0	0
	<u>21,407</u>	<u>0</u>	<u>0</u>
	<i>Capital Outlay</i>		
	<u>750,088</u>	<u>795,020</u>	<u>851,582</u>
	County Clerk		

**SAN PATRICIO COUNTY, TEXAS
GENERAL FUND
BUDGET 2016**

	2014 <u>ACTUAL</u>	2015 <u>ESTIMATE</u>	2016 <u>BUDGET</u>
405	<i>Veterans' Service</i>		
110	\$ 39,853	\$ 41,508	\$ 45,907
115	0	0	0
190	177	213	285
195	58	48	0
210	8,823	10,497	11,660
220	2,831	2,887	3,533
230	4,354	4,430	4,758
250	29	80	184
260	137	129	191
	<u>56,262</u>	<u>59,792</u>	<u>66,518</u>
	<i>Personal Services</i>		
312	0	425	1,000
330	0	0	100
434	0	130	260
442	0	125	250
520	249	167	250
530	883	644	800
538	131	129	570
540	0	100	200
580	1,222	1,883	3,500
598	0	0	5,000
	<u>2,485</u>	<u>3,603</u>	<u>11,930</u>
	<i>Other Services and Charges</i>		
610	248	325	650
650	0	0	0
	<u>248</u>	<u>325</u>	<u>650</u>
	<i>Supplies</i>		
740	0	0	0
	<u>0</u>	<u>0</u>	<u>0</u>
	<i>Machinery and Equipment Capital Outlay</i>		
	<u>58,995</u>	<u>63,720</u>	<u>79,098</u>
	<i>Veterans' Service</i>		

**SAN PATRICIO COUNTY, TEXAS
GENERAL FUND
BUDGET 2016**

	2014 <u>ACTUAL</u>	2015 <u>ESTIMATE</u>	2016 <u>BUDGET</u>
406	<i>Emergency Management</i>		
110	\$ 121,719	\$ 133,240	\$ 137,238
185	1,560	1,560	1,560
190	1,302	1,392	1,494
195	938	1,240	600
210	13,503	14,493	23,850
220	9,581	10,492	10,778
230	13,631	14,650	14,512
250	177	461	563
260	403	392	591
	<u>162,814</u>	<u>177,920</u>	<u>191,186</u>
	<i>Personal Services</i>		
312	2,755	3,413	3,000
330	0	0	300
432	11,864	7,026	5,000
434	2,592	3,317	5,000
442	0	2,250	5,000
520	1,090	1,437	1,800
530	3,654	1,973	4,000
538	904	1,074	1,000
540	179	568	1,000
580	7,822	8,836	7,000
598	54	4,833	5,000
	<u>30,914</u>	<u>34,727</u>	<u>38,100</u>
	<i>Other Services and Charges</i>		
610	3,318	8,837	5,000
626	9,375	6,510	12,500
627	17	1,888	3,000
650	0	3,213	2,400
	<u>12,710</u>	<u>20,448</u>	<u>22,900</u>
	<i>Supplies</i>		
740	0	0	25,000
	<u>0</u>	<u>0</u>	<u>25,000</u>
	<i>Capital Outlay</i>		
	<u>206,438</u>	<u>233,095</u>	<u>277,186</u>
	<i>Emergency Management</i>		

**SAN PATRICIO COUNTY, TEXAS
GENERAL FUND
BUDGET 2016**

	2014 <u>ACTUAL</u>	2015 <u>ESTIMATE</u>	2016 <u>BUDGET</u>
408			
Printing Department			
110 Regular Employees	\$ 45,040	\$ 47,292	\$ 48,710
115 Temporary Employees	0	0	0
190 Longevity Pay	680	616	720
195 Overtime	1,008	969	1,200
210 Group Insurance	7,602	8,152	7,950
220 Social Security Taxes	3,180	3,326	3,873
230 Retirement Contributions	5,075	5,220	5,215
250 Unemployment Insurance	59	161	203
260 Workers' Compensation Ins	341	389	573
<i>Personal Services</i>	<u>62,985</u>	<u>66,125</u>	<u>68,444</u>
312 Conference and Assoc Dues	0	0	50
330 Pre-Employment Physicals	0	0	100
434 Equipment Repairs/Maint	2,898	5,912	8,000
442 Vehicle/Equipment Rental	1,868	1,812	2,012
520 Insurance/Bond Premiums	204	190	400
530 Telephone	587	349	400
538 Postage	0	8	15
540 Public Notices	0	25	50
580 Travel	198	50	50
598 Misc Services & Charges	0	0	0
<i>Other Services and Charges</i>	<u>5,755</u>	<u>8,346</u>	<u>11,077</u>
610 General Supplies	22,526	37,778	30,000
650 NCO Furniture/Equipment	0	25	100
<i>Supplies</i>	<u>22,526</u>	<u>37,803</u>	<u>30,100</u>
740 Machinery and Equipment	0	0	0
<i>Capital Outlay</i>	<u>0</u>	<u>0</u>	<u>0</u>
Printing Department	<u>91,266</u>	<u>112,274</u>	<u>109,621</u>

**SAN PATRICIO COUNTY, TEXAS
GENERAL FUND
BUDGET 2016**

	2014 <u>ACTUAL</u>	2015 <u>ESTIMATE</u>	2016 <u>BUDGET</u>
410	<i>Personnel Department</i>		
110	\$ 106,266	\$ 113,276	\$ 121,824
185	600	600	600
190	1,024	1,080	1,169
195	1,962	948	2,000
210	20,850	22,368	23,850
220	8,006	8,464	9,608
230	11,930	12,355	12,936
250	139	382	502
260	351	335	518
	<u>151,128</u>	<u>159,808</u>	<u>173,007</u>
	<i>Personal Services</i>		
312	1,484	3,770	5,000
330	0	500	1,000
341	0	2,500	5,000
434	0	750	1,500
520	604	500	600
530	1,701	1,841	1,500
538	1,304	1,176	2,000
540	0	250	500
580	3,022	3,027	3,500
598	986	1,050	2,500
	<u>9,101</u>	<u>15,364</u>	<u>23,100</u>
	<i>Other Services and Charges</i>		
610	1,420	6,186	6,000
641	495	500	500
650	0	902	1,000
698	11,639	17,461	18,000
	<u>13,554</u>	<u>25,049</u>	<u>25,500</u>
	<i>Supplies</i>		
	<u>173,783</u>	<u>200,221</u>	<u>221,607</u>
	<i>Personnel Department</i>		

**SAN PATRICIO COUNTY, TEXAS
GENERAL FUND
BUDGET 2016**

	2014 <u>ACTUAL</u>	2015 <u>ESTIMATE</u>	2016 <u>BUDGET</u>
412			
Records Management			
110 Regular Employees	\$ 19,532	\$ 21,416	\$ 22,495
190 Longevity Pay	25	0	46
195 Overtime	568	112	500
210 Group Insurance	5,799	7,456	7,950
220 Social Security Taxes	1,519	1,606	1,762
230 Retirement Contributions	2,186	2,292	2,374
250 Unemployment Insurance	13	70	92
260 Workers' Compensation Ins	68	60	95
<i>Personal Services</i>	<u>29,710</u>	<u>33,012</u>	<u>35,314</u>
312 Conference and Assoc Dues	0	250	500
330 Pre-Employment Physicals	81	50	100
341 Other Professional Services	0	0	0
410 Utilities	4,582	2,283	7,000
434 Equipment Repairs/Maint	0	250	500
520 Insurance/Bond Premiums	1,299	305	1,300
530 Telephone	230	228	300
580 Travel	40	200	400
<i>Other Services and Charges</i>	<u>6,232</u>	<u>3,566</u>	<u>10,100</u>
610 General Supplies	0	500	1,000
641 Books, Subscriptions	0	100	200
<i>Supplies</i>	<u>0</u>	<u>600</u>	<u>1,200</u>
740 Machinery and Equipment	0	0	0
<i>Capital Outlay</i>	<u>0</u>	<u>0</u>	<u>0</u>
Records Management	<u>35,942</u>	<u>37,178</u>	<u>46,614</u>

**SAN PATRICIO COUNTY, TEXAS
GENERAL FUND
BUDGET 2016**

	2014 <u>ACTUAL</u>	2015 <u>ESTIMATE</u>	2016 <u>BUDGET</u>
414			
<i>Personnel Safety</i>			
110 Regular Employees	\$ 25,000	\$ 26,174	\$ 27,038
185 Phone Allowance	600	600	600
190 Longevity Pay	141	177	212
195 Overtime	552	652	200
210 Group Insurance	6,950	7,456	7,950
220 Social Security Taxes	2,011	2,115	2,146
230 Retirement Contributions	2,855	2,947	2,890
250 Unemployment Insurance	34	92	112
260 Workers' Compensation Ins	81	77	118
<i>Personal Services</i>	<u>38,224</u>	<u>40,290</u>	<u>41,266</u>
312 Conference and Assoc Dues	3,700	1,600	5,000
330 Pre-Employment Physicals	0	0	0
432 Vehicle Repairs/Maint	0	0	0
520 Insurance/Bond Premiums	187	174	250
530 Telephone	471	458	200
580 Travel	7,815	5,500	11,000
598 Misc Services & Charges	1,561	5,291	7,000
<i>Other Services and Charges</i>	<u>13,734</u>	<u>13,023</u>	<u>23,450</u>
610 General Supplies	9,615	7,812	13,000
650 NCO Furniture/Equipment	0	0	0
<i>Supplies</i>	<u>9,615</u>	<u>7,812</u>	<u>13,000</u>
740 Machinery and Equipment	0	0	0
<i>Capital Outlay</i>	<u>0</u>	<u>0</u>	<u>0</u>
<i>Personnel Safety</i>	<u>61,573</u>	<u>61,125</u>	<u>77,716</u>

**SAN PATRICIO COUNTY, TEXAS
GENERAL FUND
BUDGET 2016**

	2014 <u>ACTUAL</u>	2015 <u>ESTIMATE</u>	2016 <u>BUDGET</u>
416			
<i>Information Services</i>			
110	\$ 173,174	\$ 188,824	\$ 197,045
185	2,400	2,400	2,400
190	2,096	2,204	2,384
195	0	0	500
210	30,733	34,892	32,595
220	12,998	14,117	15,478
230	19,295	20,574	20,841
250	214	588	810
260	580	590	842
	<u>241,490</u>	<u>264,189</u>	<u>272,895</u>
312	119	2,500	5,000
330	0	0	100
341	2,205	1,750	3,500
434	311,964	53,831	341,120
442	0	1,000	2,000
460	0	287,476	30,000
520	1,016	1,039	1,450
530	46,596	57,273	75,000
538	94	617	500
540	0	0	50
580	4,907	4,888	5,000
	<u>366,901</u>	<u>410,374</u>	<u>463,720</u>
610	35,853	43,646	30,000
641	99	500	1,000
650	32,127	27,641	30,000
	<u>68,079</u>	<u>71,787</u>	<u>61,000</u>
740	7,065	110,426	100,000
	<u>7,065</u>	<u>110,426</u>	<u>100,000</u>
	<u>683,535</u>	<u>856,776</u>	<u>897,615</u>

**SAN PATRICIO COUNTY, TEXAS
GENERAL FUND
BUDGET 2016**

	2014 <u>ACTUAL</u>	2015 <u>ESTIMATE</u>	2016 <u>BUDGET</u>
418	ADA Coordinator		
110	\$ 2,266	\$ 2,483	\$ 2,557
190	0	0	9
195	0	0	0
210	426	446	795
220	172	171	196
230	246	265	264
250	0	0	10
260	8	7	11
	<u>3,118</u>	<u>3,372</u>	<u>3,842</u>
	<i>Personal Services</i>		
312	75	0	120
520	3	3	12
580	0	0	1,500
	<u>78</u>	<u>3</u>	<u>1,632</u>
	<i>Other Services and Charges</i>		
	<u>3,196</u>	<u>3,375</u>	<u>5,474</u>
	ADA Coordinator		
449	Non-Departmental		
312	\$ 22,557	\$ 9,643	\$ 13,000
334	29,835	30,000	30,000
336	0	3,500	7,000
341	23,188	7,070	12,000
434	6,674	8,805	12,000
442	4,392	9,565	9,500
501	0	0	0
520	822	115	2,500
530	2,993	3,185	15,000
538	100	55	100
540	3,595	5,000	5,000
598	8,052	4,800	12,000
	<u>102,208</u>	<u>81,738</u>	<u>118,100</u>
	<i>Other Services and Charges</i>		
610	10,331	16,219	30,000
650	0	0	0
	<u>10,331</u>	<u>16,219</u>	<u>30,000</u>
	<i>Supplies</i>		
740	0	0	0
	<u>0</u>	<u>0</u>	<u>0</u>
	<i>Capital Outlay</i>		
	<u>112,539</u>	<u>97,957</u>	<u>148,100</u>
	Non-Departmental		
	<u>2,346,937</u>	<u>2,648,077</u>	<u>2,920,686</u>
	GENERAL ADMINISTRATION		

**SAN PATRICIO COUNTY, TEXAS
GENERAL FUND
BUDGET 2016**

	2014 <u>ACTUAL</u>	2015 <u>ESTIMATE</u>	2016 <u>BUDGET</u>
450			
County Court			
110 Regular Employees	\$ 91,294	\$ 87,442	\$ 102,765
115 Temporary Employees	0	0	0
190 Longevity Pay	403	411	38
195 Overtime	3,676	1,968	1,200
210 Group Insurance	10,983	9,699	15,900
220 Social Security Taxes	7,435	7,188	7,957
230 Retirement Contributions	10,358	9,575	10,713
250 Unemployment Insurance	99	339	416
260 Workers' Compensation Ins	771	900	1,052
<i>Personal Services</i>	<u>125,019</u>	<u>117,522</u>	<u>140,041</u>
312 Conference and Assoc Dues	0	250	500
321 Other Costs of Court	5,429	7,213	7,000
329 Court Reporter Services	1,561	1,440	0
330 Pre-Employment Physicals	81	81	110
332 Attorney Fees	98,501	104,438	95,000
341 Other Professional Services	1,823	2,400	0
343 Translator Services	1,365	1,500	3,000
351 Juror Expense	12,990	22,880	35,000
434 Equipment Repairs/Maint	0	250	500
520 Insurance/Bond Premiums	1,339	1,579	1,600
580 Travel	0	500	1,000
598 Misc Services & Charges	937	732	1,500
<i>Other Services and Charges</i>	<u>124,026</u>	<u>143,263</u>	<u>145,210</u>
610 General Supplies	596	1,316	1,500
650 NCO Furniture/Equipment	1,698	0	0
<i>Supplies</i>	<u>2,294</u>	<u>1,316</u>	<u>1,500</u>
740 Machinery and Equipment	0	0	0
<i>Capital Outlay</i>	<u>0</u>	<u>0</u>	<u>0</u>
County Court	<u>251,339</u>	<u>262,101</u>	<u>286,751</u>

**SAN PATRICIO COUNTY, TEXAS
GENERAL FUND
BUDGET 2016**

	2014 <u>ACTUAL</u>	2015 <u>ESTIMATE</u>	2016 <u>BUDGET</u>
451 County Court-at-Law Judge			
101 Elected Officials	\$ 139,000	\$ 159,350	\$ 150,100
110 Regular Employees	45,370	47,639	49,068
190 Longevity Pay	131	120	204
195 Overtime	497	873	1,000
210 Group Insurance	7,224	14,108	15,900
220 Social Security Taxes	12,486	15,274	15,389
230 Retirement Contributions	20,091	21,283	20,718
250 Unemployment Insurance	59	159	201
260 Workers' Compensation Ins	595	495	829
<i>Personal Services</i>	<u>225,453</u>	<u>259,301</u>	<u>253,409</u>
312 Conference and Assoc Dues	1,275	1,650	3,000
330 Pre-Employment Physicals	0	81	110
434 Equipment Repairs/Maint	24	48	500
520 Insurance/Bond Premiums	614	407	2,050
530 Telephone	2,224	2,176	2,600
538 Postage	2,669	2,497	2,500
540 Public Notices	50	100	200
580 Travel	2,563	2,611	5,000
<i>Other Services and Charges</i>	<u>9,419</u>	<u>9,570</u>	<u>15,960</u>
610 General Supplies	575	1,031	2,000
641 Books, Subscriptions	348	203	750
650 NCO Furniture/Equipment	1,372	0	1,500
<i>Supplies</i>	<u>2,295</u>	<u>1,234</u>	<u>4,250</u>
740 Machinery and Equipment	0	0	0
<i>Capital Outlay</i>	<u>0</u>	<u>0</u>	<u>0</u>
County Court-at-Law Judge	<u>237,167</u>	<u>270,105</u>	<u>273,619</u>

**SAN PATRICIO COUNTY, TEXAS
GENERAL FUND
BUDGET 2016**

	2014 <u>ACTUAL</u>	2015 <u>ESTIMATE</u>	2016 <u>BUDGET</u>
460			
<i>District Court</i>			
110 Regular Employees	\$ 0	\$ 0	\$ 0
190 Longevity Pay	0	0	0
210 Group Insurance	0	0	0
220 Social Security Taxes	141	0	0
230 Retirement Contributions	0	0	0
250 Unemployment Insurance	2	0	0
260 Workers' Compensation Ins	0	0	0
<i>Personal Services</i>	<u>143</u>	<u>0</u>	<u>0</u>
312 Conference and Assoc Dues	\$ 0	\$ 0	\$ 500
321 Other Costs of Court	10,839	6,116	12,000
329 Court Reporter Services	0	0	1,000
332 Attorney Fees	385,716	412,485	425,000
335 Hospital/Medical Services	1,000	5,000	5,000
341 Other Professional Services	12,630	17,240	12,500
351 Juror Expense	57,260	53,220	70,000
434 Equipment Repairs/Maint	695	2,536	5,000
520 Insurance/Bond Premiums	292	333	850
530 Telephone	1,309	1,454	500
538 Postage	0	50	100
540 Public Notices	0	0	100
580 Travel	0	0	0
598 Misc Services & Charges	127	1,600	1,600
<i>Other Services and Charges</i>	<u>469,868</u>	<u>500,034</u>	<u>534,150</u>
610 General Supplies	1,401	4,308	2,000
630 Food	186	276	1,000
650 NCO Furniture/Equipment	1,328	2,997	27,500
<i>Supplies</i>	<u>2,915</u>	<u>7,581</u>	<u>30,500</u>
740 Machinery and Equipment	0	0	0
Capital Outlay	<u>0</u>	<u>0</u>	<u>0</u>
<i>District Court</i>	<u>472,926</u>	<u>507,615</u>	<u>564,650</u>

**SAN PATRICIO COUNTY, TEXAS
GENERAL FUND
BUDGET 2016**

	2014 <u>ACTUAL</u>	2015 <u>ESTIMATE</u>	2016 <u>BUDGET</u>
465	<i>District Clerk</i>		
101	\$ 62,574	\$ 65,703	\$ 67,674
110	205,091	237,177	275,184
115	2,851	0	10,391
185	780	780	780
190	1,843	2,083	3,290
195	1,840	1,959	2,000
210	79,984	85,948	95,400
220	19,718	21,956	27,488
230	29,603	32,818	37,009
250	278	777	1,162
260	1,057	949	1,483
	<u>405,619</u>	<u>450,150</u>	<u>521,861</u>
	<i>Personal Services</i>		
312	225	790	1,000
330	162	0	250
434	422	336	4,000
442	3,300	3,300	3,800
520	2,397	1,891	3,300
530	5,422	7,329	4,800
538	8,747	11,385	10,000
540	90	0	100
580	2,182	515	3,000
598	1,530	1,385	1,400
	<u>24,477</u>	<u>26,931</u>	<u>31,650</u>
	<i>Other Services and Charges</i>		
610	8,644	5,040	11,000
650	1,047	4,173	8,400
	<u>9,691</u>	<u>9,213</u>	<u>19,400</u>
	<i>Supplies</i>		
740	0	0	0
	<u>0</u>	<u>0</u>	<u>0</u>
	<i>Capital Outlay</i>		
	<u>439,787</u>	<u>486,294</u>	<u>572,911</u>
	<i>District Clerk</i>		

**SAN PATRICIO COUNTY, TEXAS
GENERAL FUND
BUDGET 2016**

	2014 <u>ACTUAL</u>	2015 <u>ESTIMATE</u>	2016 <u>BUDGET</u>
471	<i>Justice of the Peace #1</i>		
101	\$ 49,733	\$ 52,219	\$ 53,786
110	71,387	75,305	79,525
115	0	0	0
185	780	780	780
190	1,386	1,427	1,620
195	85	68	200
210	27,490	26,842	31,800
220	9,188	9,697	10,397
230	13,398	13,814	13,999
250	76	246	323
260	400	372	561
	<u>173,923</u>	<u>180,770</u>	<u>192,991</u>
	<i>Personal Services</i>		
312	410	470	1,100
321	0	0	100
330	0	81	0
351	0	0	100
434	24	512	1,000
442	270	295	500
520	906	849	1,000
530	1,796	1,343	1,800
538	3,803	2,861	3,633
580	3,004	3,552	6,072
598	385	0	100
	<u>10,598</u>	<u>9,963</u>	<u>15,405</u>
	<i>Other Services and Charges</i>		
610	4,581	8,685	5,000
650	0	950	1,000
	<u>4,581</u>	<u>9,635</u>	<u>6,000</u>
	<i>Supplies</i>		
740	0	0	0
	<u>0</u>	<u>0</u>	<u>0</u>
	<i>Capital Outlay</i>		
	<u>189,102</u>	<u>200,368</u>	<u>214,396</u>
	<i>Justice of the Peace #1</i>		

**SAN PATRICIO COUNTY, TEXAS
GENERAL FUND
BUDGET 2016**

	2014 <u>ACTUAL</u>	2015 <u>ESTIMATE</u>	2016 <u>BUDGET</u>
472	<i>Justice of the Peace #2</i>		
101	\$ 48,314	\$ 50,730	\$ 52,252
110	42,031	44,643	46,733
115	0	0	0
185	780	780	780
190	410	503	630
195	340	310	0
210	20,850	22,368	23,850
220	7,028	7,415	7,681
230	9,978	10,333	10,341
250	57	151	188
260	293	284	414
	<u>130,081</u>	<u>137,517</u>	<u>142,869</u>
	<i>Personal Services</i>		
312	290	410	1,000
321	150	0	500
330	0	0	0
410	3,167	3,100	3,500
434	24	48	1,000
441	6,000	6,000	6,000
520	948	816	775
530	12,014	12,584	11,420
538	579	941	940
580	5,040	4,296	5,000
598	504	959	600
	<u>28,716</u>	<u>29,154</u>	<u>30,735</u>
	<i>Other Services and Charges</i>		
610	2,309	2,485	3,000
650	0	500	500
	<u>2,309</u>	<u>2,985</u>	<u>3,500</u>
	<i>Supplies</i>		
740	0	0	0
	<u>0</u>	<u>0</u>	<u>0</u>
	<i>Capital Outlay</i>		
	<u>161,106</u>	<u>169,656</u>	<u>177,104</u>
	<i>Justice of the Peace #2</i>		

**SAN PATRICIO COUNTY, TEXAS
GENERAL FUND
BUDGET 2016**

	2014 <u>ACTUAL</u>	2015 <u>ESTIMATE</u>	2016 <u>BUDGET</u>
474	<i>Justice of the Peace #4</i>		
101	\$ 48,314	\$ 50,730	\$ 52,252
110	43,628	47,932	54,999
115	0	0	0
185	780	780	780
190	799	894	1,012
195	2,286	1,680	2,760
210	19,776	23,064	23,850
220	6,913	7,353	8,552
230	10,405	10,884	11,516
250	66	165	232
260	312	289	460
	<u>133,279</u>	<u>143,771</u>	<u>156,413</u>
	<i>Personal Services</i>		
312	655	260	1,500
321	0	0	300
351	580	0	720
434	24	48	300
520	879	678	750
530	10,677	11,383	11,500
538	1,293	1,176	1,500
580	4,354	4,077	6,500
598	81	125	250
	<u>18,543</u>	<u>17,747</u>	<u>23,320</u>
	<i>Other Services and Charges</i>		
610	1,755	4,611	3,000
650	1,000	750	1,000
	<u>2,755</u>	<u>5,361</u>	<u>4,000</u>
	<i>Supplies</i>		
740	0	0	0
	<u>0</u>	<u>0</u>	<u>0</u>
	<i>Capital Outlay</i>		
	<u>154,577</u>	<u>166,879</u>	<u>183,733</u>
	<i>Justice of the Peace #4</i>		

**SAN PATRICIO COUNTY, TEXAS
GENERAL FUND
BUDGET 2016**

	2014 <u>ACTUAL</u>	2015 <u>ESTIMATE</u>	2016 <u>BUDGET</u>
475	<i>Justice of the Peace #5</i>		
101	\$ 47,664	\$ 50,730	\$ 52,252
110	55,056	71,915	76,000
185	764	780	780
190	309	111	952
195	1,783	752	2,000
210	22,335	28,586	31,800
220	7,902	9,317	10,097
230	11,465	13,249	13,594
250	87	239	313
260	408	370	545
	<u>147,773</u>	<u>176,049</u>	<u>188,333</u>
	<i>Personal Services</i>		
312	755	420	1,700
321	0	0	100
330	81	0	100
434	1,055	48	1,000
442	660	1,672	1,700
520	1,116	875	1,400
530	11,474	12,376	11,500
538	1,031	4,469	3,000
580	3,689	5,552	6,500
	<u>19,861</u>	<u>25,412</u>	<u>27,000</u>
	<i>Other Services and Charges</i>		
610	1,571	2,721	3,000
650	856	500	500
	<u>2,427</u>	<u>3,221</u>	<u>3,500</u>
	<i>Supplies</i>		
740	0	0	0
	<u>0</u>	<u>0</u>	<u>0</u>
	<i>Capital Outlay</i>		
	<u>170,061</u>	<u>204,682</u>	<u>218,833</u>
	<i>Justice of the Peace #5</i>		

**SAN PATRICIO COUNTY, TEXAS
GENERAL FUND
BUDGET 2016**

	2014 <u>ACTUAL</u>	2015 <u>ESTIMATE</u>	2016 <u>BUDGET</u>
476	<i>Justice of the Peace #6</i>		
101	\$ 48,314	\$ 50,730	\$ 52,252
110	40,881	46,387	51,898
115	0	0	0
185	780	780	780
190	673	300	431
195	293	180	400
210	18,818	22,364	23,850
220	6,947	7,526	8,090
230	9,876	10,487	10,893
250	56	155	211
260	302	276	437
	<u>126,940</u>	<u>139,185</u>	<u>149,242</u>
	<i>Personal Services</i>		
312	560	470	1,500
321	0	0	400
330	81	0	100
434	703	761	1,000
520	939	684	850
530	13,214	12,300	10,500
538	1,245	588	1,245
580	4,052	5,843	5,000
	<u>20,794</u>	<u>20,646</u>	<u>20,595</u>
	<i>Other Services and Charges</i>		
610	3,842	3,886	4,000
650	0	650	700
	<u>3,842</u>	<u>4,536</u>	<u>4,700</u>
	<i>Supplies</i>		
740	0	0	0
	<u>0</u>	<u>0</u>	<u>0</u>
	<i>Capital Outlay</i>		
	<u>151,576</u>	<u>164,367</u>	<u>174,537</u>
	<i>Justice of the Peace #6</i>		

**SAN PATRICIO COUNTY, TEXAS
GENERAL FUND
BUDGET 2016**

	2014 <u>ACTUAL</u>	2015 <u>ESTIMATE</u>	2016 <u>BUDGET</u>
478	<i>Justice of the Peace #8</i>		
101	\$ 47,938	\$ 50,730	\$ 52,252
110	23,357	25,275	27,804
185	780	780	780
190	569	590	662
195	46	0	0
210	10,452	14,912	15,900
220	5,466	5,820	6,234
230	7,894	8,245	8,395
250	47	83	111
260	248	233	336
	<u>96,797</u>	<u>106,668</u>	<u>112,474</u>
	<i>Personal Services</i>		
312	0	670	1,000
321	0	0	200
332	0	0	400
410	0	0	0
434	24	48	100
441	9,600	9,600	9,600
520	640	645	1,000
530	10,253	11,981	12,000
538	434	938	500
580	2,420	4,738	5,000
598	131	24	100
	<u>23,502</u>	<u>28,644</u>	<u>29,900</u>
	<i>Other Services and Charges</i>		
610	1,213	1,312	2,500
650	0	0	0
	<u>1,213</u>	<u>1,312</u>	<u>2,500</u>
	<i>Supplies</i>		
740	0	0	0
	<u>0</u>	<u>0</u>	<u>0</u>
	<i>Capital Outlay</i>		
	<u>121,512</u>	<u>136,624</u>	<u>144,874</u>
	<i>Justice of the Peace #8</i>		
490	<i>Judiciary Support</i>		
352	4,459	9,183	10,000
520	7	6	7
	<u>4,466</u>	<u>9,189</u>	<u>10,007</u>
	<i>Other Services and Charges</i>		
	<u>4,466</u>	<u>9,189</u>	<u>10,007</u>
	<i>Judiciary Support</i>		
	<u>4,466</u>	<u>9,189</u>	<u>10,007</u>
	<i>JUDICIAL</i>		
	<u>2,353,619</u>	<u>2,577,880</u>	<u>2,821,415</u>

**SAN PATRICIO COUNTY, TEXAS
GENERAL FUND
BUDGET 2016**

	2014 <u>ACTUAL</u>	2015 <u>ESTIMATE</u>	2016 <u>BUDGET</u>
500			
County Attorney			
101 Elected Officials	\$ 110,846	\$ 123,101	\$ 140,000
110 Regular Employees	317,130	343,337	352,898
115 Temporary Employees	0	0	0
185 Phone Allowance	2,700	2,700	2,700
190 Longevity Pay	7,303	6,813	13,077
195 Overtime	3,700	6,211	5,500
210 Group Insurance	56,781	57,654	63,600
220 Social Security Taxes	31,595	34,577	39,335
230 Retirement Contributions	47,957	50,753	52,959
250 Unemployment Insurance	417	1,214	1,489
260 Workers' Compensation Ins	174	175	298
<i>Personal Services</i>	<u>578,603</u>	<u>626,535</u>	<u>671,856</u>
312 Conference and Assoc Dues	3,739	5,560	5,300
330 Pre-Employment Physicals	81	162	150
434 Equipment Repairs/Maint	1,099	936	2,000
520 Insurance/Bond Premiums	2,133	2,173	2,500
530 Telephone	4,765	6,464	3,000
538 Postage	1,850	1,668	4,000
540 Public Notices	482	1,350	1,500
580 Travel	7,644	3,988	8,000
598 Misc Services & Charges	195	765	400
<i>Other Services and Charges</i>	<u>21,988</u>	<u>23,066</u>	<u>26,850</u>
610 General Supplies	7,169	13,002	12,000
641 Books, Subscriptions	2,096	2,102	2,000
650 NCO Furniture/Equipment	0	1,000	2,000
<i>Supplies</i>	<u>9,265</u>	<u>16,104</u>	<u>16,000</u>
740 Machinery and Equipment	4,000	0	0
<i>Capital Outlay</i>	<u>4,000</u>	<u>0</u>	<u>0</u>
County Attorney	<u>613,856</u>	<u>665,705</u>	<u>714,706</u>
505			
Litigation			
321 Other Costs of Court	0	0	50
332 Attorney Fees	55,388	40,916	51,200
336 Engineering/Architectural	0	0	0
341 Other Professional Services	1,200	9,023	10,000
520 Insurance/Bond Premiums	76	68	150
598 Misc Services & Charges	3,620	22,500	45,000
<i>Other Services and Charges</i>	<u>60,284</u>	<u>72,507</u>	<u>106,400</u>
Litigation	<u>60,284</u>	<u>72,507</u>	<u>106,400</u>
LEGAL	<u>674,140</u>	<u>738,212</u>	<u>821,106</u>

**SAN PATRICIO COUNTY, TEXAS
GENERAL FUND
BUDGET 2016**

	2014 <u>ACTUAL</u>	2015 <u>ESTIMATE</u>	2016 <u>BUDGET</u>
520	<i>Elections Administration</i>		
110	\$ 119,095	\$ 130,611	\$ 154,472
115	41,604	16,659	45,423
185	780	780	1,380
190	701	834	1,246
195	5,162	5,333	10,000
210	26,315	29,932	33,390
220	12,553	11,532	16,257
230	13,597	14,778	21,890
250	209	518	850
260	607	696	876
	<u>220,623</u>	<u>211,673</u>	<u>285,784</u>
	<i>Personal Services</i>		
312	1,860	1,500	3,000
330	243	80	400
434	33,488	44,684	50,000
441	0	0	0
442	0	0	0
520	1,244	1,966	1,800
530	2,284	2,058	3,000
538	8,882	13,632	9,000
540	5,796	3,000	8,000
580	6,594	2,641	6,000
598	1,425	1,600	2,000
	<u>61,816</u>	<u>71,161</u>	<u>83,200</u>
	<i>Other Services and Charges</i>		
610	33,748	30,429	38,000
650	658	2,758	5,000
	<u>34,406</u>	<u>33,187</u>	<u>43,000</u>
	<i>Supplies</i>		
740	0	0	0
	<u>0</u>	<u>0</u>	<u>0</u>
	<i>Machinery and Equipment</i>		
	<u>0</u>	<u>0</u>	<u>0</u>
	<i>Elections Administration</i>		
	<u>316,845</u>	<u>316,021</u>	<u>411,984</u>
	<i>ELECTIONS</i>		
	<u>316,845</u>	<u>316,021</u>	<u>411,984</u>

**SAN PATRICIO COUNTY, TEXAS
GENERAL FUND
BUDGET 2016**

	2014 <u>ACTUAL</u>	2015 <u>ESTIMATE</u>	2016 <u>BUDGET</u>
540 County Auditor			
102 Appointed Officials	\$ 98,582	\$ 103,512	\$ 114,354
110 Regular Employees	406,014	443,374	540,810
115 Temporary Employees	2,927	0	14,930
185 Phone Allowance	780	780	780
190 Longevity Pay	4,508	4,765	5,307
195 Overtime	9,825	9,781	800
210 Group Insurance	69,323	76,705	95,400
220 Social Security Taxes	37,837	40,854	51,788
230 Retirement Contributions	56,440	59,981	68,190
250 Unemployment Insurance	648	1,852	2,708
260 Workers' Compensation Ins	1,952	1,825	2,794
<i>Personal Services</i>	<u>688,836</u>	<u>743,429</u>	<u>897,861</u>
312 Conference and Assoc Dues	7,780	5,867	7,000
330 Pre-Employment Physicals	81	0	200
341 Other Professional Services	0	500	1,000
432 Vehicle Repairs/Maint	1,612	1,292	1,500
434 Equipment Repairs/Maint	763	686	2,600
442 Vehicle/Equipment Rental	975	1,613	1,600
520 Insurance/Bond Premiums	2,514	2,609	3,500
530 Telephone	10,063	13,025	9,500
538 Postage	736	1,310	1,200
540 Public Notices	43	250	500
580 Travel	8,148	7,177	7,400
598 Misc Services & Charges	0	150	300
<i>Other Services and Charges</i>	<u>32,715</u>	<u>34,479</u>	<u>36,300</u>
610 General Supplies	3,483	3,786	3,900
626 Fuel, Oil, Lubricants	650	349	650
627 Automotive Supplies	176	500	800
641 Books, Subscriptions	115	200	400
650 NCO Furniture/Equipment	3,213	7,877	5,000
<i>Supplies</i>	<u>7,637</u>	<u>12,712</u>	<u>10,750</u>
740 Machinery and Equipment	0	0	0
<i>Capital Outlay</i>	<u>0</u>	<u>0</u>	<u>0</u>
County Auditor	<u>729,188</u>	<u>790,620</u>	<u>944,911</u>

**SAN PATRICIO COUNTY, TEXAS
GENERAL FUND
BUDGET 2016**

	2014 <u>ACTUAL</u>	2015 <u>ESTIMATE</u>	2016 <u>BUDGET</u>
542	County Treasurer		
101	\$ 62,574	\$ 65,703	\$ 67,674
110	87,507	91,882	94,638
115	0	0	0
185	780	780	780
190	1,970	2,052	2,905
195	1,054	1,483	3,500
210	29,104	31,912	31,800
220	10,863	11,095	12,967
230	16,712	17,258	17,458
250	115	312	402
260	500	475	698
	<u>211,179</u>	<u>222,952</u>	<u>232,822</u>
	<i>Personal Services</i>		
312	829	1,020	2,000
330	0	0	100
434	24	262	500
520	1,041	854	1,000
530	1,807	1,718	2,500
538	4,597	5,627	4,500
580	4,660	4,978	6,000
598	1,470	1,463	2,500
	<u>14,428</u>	<u>15,922</u>	<u>19,100</u>
	<i>Other Services and Charges</i>		
610	2,495	4,763	5,000
650	886	1,000	1,500
	<u>3,381</u>	<u>5,763</u>	<u>6,500</u>
	<i>Supplies</i>		
740	0	0	0
	<u>0</u>	<u>0</u>	<u>0</u>
	<i>Capital Outlay</i>		
	<u>228,988</u>	<u>244,637</u>	<u>258,422</u>
	County Treasurer		

**SAN PATRICIO COUNTY, TEXAS
GENERAL FUND
BUDGET 2016**

	2014 <u>ACTUAL</u>	2015 <u>ESTIMATE</u>	2016 <u>BUDGET</u>
544 Tax Assessor-Collector			
101 Elected Officials	\$ 62,574	\$ 65,703	\$ 67,674
110 Regular Employees	189,158	206,747	211,459
115 Temporary Employees	13,364	14,455	8,617
185 Phone Allowance	780	780	780
190 Longevity Pay	920	1,134	1,962
195 Overtime	1,189	3,053	5,000
210 Group Insurance	51,532	56,037	55,650
220 Social Security Taxes	20,328	21,990	22,606
230 Retirement Contributions	27,690	29,645	30,437
250 Unemployment Insurance	295	750	906
260 Workers' Compensation Ins	852	790	1,219
<i>Personal Services</i>	<u>368,682</u>	<u>401,084</u>	<u>406,310</u>
312 Conference and Assoc Dues	1,605	590	2,000
330 Pre-Employment Physicals	486	250	500
341 Other Professional Services	33,572	24,870	35,000
434 Equipment Repairs/Maint	2,093	3,051	3,900
460 Software License/Support	0	0	235,102
520 Insurance/Bond Premiums	1,826	1,726	1,800
530 Telephone	6,633	6,489	6,500
538 Postage	21,334	22,873	25,000
580 Travel	7,085	5,104	7,500
598 Misc Services & Charges	168	0	0
<i>Other Services and Charges</i>	<u>74,802</u>	<u>64,953</u>	<u>317,302</u>
610 General Supplies	12,127	8,293	15,000
650 NCO Furniture/Equipment	615	0	0
<i>Supplies</i>	<u>12,742</u>	<u>8,293</u>	<u>15,000</u>
740 Machinery and Equipment	0	0	0
<i>Capital Outlay</i>	<u>0</u>	<u>0</u>	<u>0</u>
Tax Assessor-Collector	<u>456,226</u>	<u>474,330</u>	<u>738,612</u>

**SAN PATRICIO COUNTY, TEXAS
GENERAL FUND
BUDGET 2016**

	2014 <u>ACTUAL</u>	2015 <u>ESTIMATE</u>	2016 <u>BUDGET</u>
546	<i>Auto Registration</i>		
110	\$ 205,739	\$ 220,090	\$ 255,310
115	0	0	0
190	1,548	1,590	1,450
195	1,272	1,314	1,000
210	60,941	66,633	87,450
220	15,579	16,537	19,718
230	22,585	23,772	26,549
250	260	702	1,031
260	754	689	1,066
	<u>308,678</u>	<u>331,327</u>	<u>393,574</u>
	<i>Personal Services</i>		
312	0	125	250
330	420	162	184
434	0	259	300
442	6,068	2,573	7,500
520	1,769	1,672	1,950
530	9,186	10,516	9,800
538	10,666	12,876	11,000
580	227	231	1,500
598	0	0	0
	<u>28,336</u>	<u>28,414</u>	<u>32,484</u>
	<i>Other Services and Charges</i>		
610	2,096	533	2,500
650	0	0	0
	<u>2,096</u>	<u>533</u>	<u>2,500</u>
	<i>Supplies</i>		
740	0	0	0
	<u>0</u>	<u>0</u>	<u>0</u>
	<i>Capital Outlay</i>		
	<u>339,110</u>	<u>360,274</u>	<u>428,558</u>
	<i>Auto Registration</i>		
548	<i>Central Appraisal District</i>		
326	358,507	396,256	400,000
	<u>358,507</u>	<u>396,256</u>	<u>400,000</u>
	<i>Other Services and Charges</i>		
	<u>358,507</u>	<u>396,256</u>	<u>400,000</u>
	<i>Central Appraisal District</i>		
	<u>358,507</u>	<u>396,256</u>	<u>400,000</u>
	<i>FINANCIAL ADMINISTRATION</i>		
	<u>2,112,019</u>	<u>2,266,117</u>	<u>2,770,503</u>

**SAN PATRICIO COUNTY, TEXAS
GENERAL FUND
BUDGET 2016**

	2014 <u>ACTUAL</u>	2015 <u>ESTIMATE</u>	2016 <u>BUDGET</u>
580			
<i>Buildings & Yards - Admin</i>			
110	Regular Employees \$ 110,702	\$ 135,795	\$ 154,413
115	Temporary Employees 0	0	0
185	Phone Allowance 1,600	2,350	1,800
190	Longevity Pay 607	690	860
195	Overtime 1,408	2,003	2,000
210	Group Insurance 20,397	28,731	31,800
220	Social Security Taxes 8,811	10,840	12,170
230	Retirement Contributions 12,508	15,104	16,384
250	Unemployment Insurance 143	465	636
260	Workers' Compensation Ins 2,587	3,131	5,493
	<i>Personal Services</i>		
	158,763	199,109	225,556
432	Vehicle Repairs/Maint 4,289	1,797	2,500
434	Equipment Repairs/Maint 1,113	367	5,000
520	Insurance/Bond Premiums 3,215	1,809	4,000
530	Telephone 957	883	800
540	Public Notices 2,000	150	300
580	Travel 0	0	0
598	Misc Services & Charges 1,424	1,756	2,000
	<i>Other Services and Charges</i>		
	12,998	6,762	14,600
602	Repair Materials 196	293	200
604	Repair Parts 360	363	350
610	General Supplies 1,100	2,539	1,100
626	Fuel, Oil, Lubricants 7,874	5,554	8,000
627	Automotive Supplies 487	660	500
650	NCO Furniture/Equipment 0	3,999	2,000
698	Other Supplies 13	0	0
	<i>Supplies</i>		
	10,030	13,408	12,150
740	Machinery and Equipment 0	65,423	0
	<i>Capital Outlay</i>		
	0	65,423	0
	<i>Buildings & Yards - Admin</i>		
	181,791	284,702	252,306

**SAN PATRICIO COUNTY, TEXAS
GENERAL FUND
BUDGET 2016**

	2014 <u>ACTUAL</u>	2015 <u>ESTIMATE</u>	2016 <u>BUDGET</u>
582	<i>Courthouse</i>		
110	\$ 147,866	\$ 158,396	\$ 164,506
115	0	0	0
185	600	600	600
190	1,388	1,311	1,831
195	1,887	2,140	2,000
210	44,536	49,140	54,855
220	10,782	11,446	12,923
230	16,468	17,291	17,400
250	183	579	677
260	3,157	3,800	5,834
	<u>226,867</u>	<u>244,703</u>	<u>260,626</u>
	<i>Personal Services</i>		
330	274	0	150
336	97,320	3,780	0
410	83,130	86,760	100,000
424	0	0	0
430	214,547	103,522	30,000
434	13,361	33,124	20,000
442	253	0	3,000
450	99,066	0	5,000
520	76,136	76,000	76,000
530	0	0	800
538	0	50	50
540	725	0	0
598	3,886	5,148	4,000
	<u>588,698</u>	<u>308,384</u>	<u>239,000</u>
	<i>Other Services and Charges</i>		
602	737	1,891	3,000
604	1,341	454	3,000
610	17,110	18,078	19,000
626	2,465	2,186	2,800
627	253	252	500
650	0	0	0
698	277	1,142	2,000
	<u>22,183</u>	<u>24,003</u>	<u>30,300</u>
	<i>Supplies</i>		
740	0	0	40,000
	<u>0</u>	<u>0</u>	<u>40,000</u>
	<i>Capital Outlay</i>		
	<u>837,748</u>	<u>577,090</u>	<u>569,926</u>
	<i>Courthouse</i>		

**SAN PATRICIO COUNTY, TEXAS
GENERAL FUND
BUDGET 2016**

	2014 <u>ACTUAL</u>	2015 <u>ESTIMATE</u>	2016 <u>BUDGET</u>
584	<i>Plymouth Courthouse Annex</i>		
110	\$ 20,850	\$ 24,080	\$ 24,935
190	130	162	293
195	105	129	500
210	6,950	7,456	7,950
220	1,575	1,788	1,968
230	2,290	2,598	2,650
250	27	81	103
260	638	777	888
	<u>32,565</u>	<u>37,071</u>	<u>39,287</u>
	<i>Personal Services</i>		
336	12,000	0	0
410	30,047	30,862	45,000
424	0	0	0
430	111,761	17,745	25,000
434	3,691	5,745	20,000
450	0	0	0
520	12,674	13,000	13,000
530	0	0	500
598	2,776	3,100	2,500
	<u>172,949</u>	<u>70,452</u>	<u>106,000</u>
	<i>Other Services and Charges</i>		
602	258	533	1,500
604	143	808	1,500
610	4,712	4,944	6,500
626	0	150	300
650	0	0	0
698	0	0	150
	<u>5,113</u>	<u>6,435</u>	<u>9,950</u>
	<i>Supplies</i>		
740	0	0	0
	<u>0</u>	<u>0</u>	<u>0</u>
	<i>Capital Outlay</i>		
	<u>210,627</u>	<u>113,958</u>	<u>155,237</u>
	<i>Plymouth Courthouse Annex</i>		

**SAN PATRICIO COUNTY, TEXAS
GENERAL FUND
BUDGET 2016**

	2014 <u>ACTUAL</u>	2015 <u>ESTIMATE</u>	2016 <u>BUDGET</u>
586	<i>Law Enforcement Center</i>		
110	\$ 52,439	\$ 56,731	\$ 58,433
185	600	600	600
190	465	519	704
195	1,873	1,517	2,000
210	6,978	7,484	15,900
220	4,247	4,550	4,723
230	6,029	6,345	6,359
250	69	197	247
260	1,155	1,408	2,132
	<u>73,855</u>	<u>79,351</u>	<u>91,098</u>
	<i>Personal Services</i>		
330	0	0	150
410	238,035	215,836	250,000
430	27,766	20,254	30,000
432	0	250	500
434	27,003	36,962	55,000
450	0	4,150	5,000
520	70,246	69,000	71,000
598	4,058	6,001	4,000
	<u>367,108</u>	<u>352,453</u>	<u>415,650</u>
	<i>Other Services and Charges</i>		
602	1,340	2,005	2,000
604	6,000	10,331	6,000
610	6,315	6,256	6,500
626	83	133	500
698	55	75	150
	<u>13,793</u>	<u>18,800</u>	<u>15,150</u>
	<i>Supplies</i>		
	<u>454,756</u>	<u>450,604</u>	<u>521,898</u>
	<i>Law Enforcement Center</i>		
588	<i>Aransas Pass 225 W. Wheeler</i>		
110	\$ 6,448	\$ 12,426	\$ 12,119
190	73	90	218
195	0	0	0
210	0	3,118	7,950
220	499	957	944
230	708	1,334	1,271
250	18	85	49
260	113	131	426
	<u>7,859</u>	<u>18,141</u>	<u>22,977</u>
	<i>Personal Services</i>		
410	16,493	13,806	11,000
430	36,600	12,625	5,000
434	0	500	5,000
441	11,850	0	0
520	2,046	738	2,100
598	1,521	834	1,500
	<u>68,510</u>	<u>28,503</u>	<u>24,600</u>
	<i>Other Services and Charges</i>		
602	22	147	150
604	0	75	150
610	1,218	4,602	1,500
	<u>1,241</u>	<u>4,824</u>	<u>1,800</u>
	<i>Supplies</i>		
	<u>77,610</u>	<u>51,468</u>	<u>49,377</u>
	<i>Aransas Pass 225 W. Wheeler</i>		

**SAN PATRICIO COUNTY, TEXAS
GENERAL FUND
BUDGET 2016**

	2014 <u>ACTUAL</u>	2015 <u>ESTIMATE</u>	2016 <u>BUDGET</u>
589 Aransas Pass 1212 W. Wheeler			
110 Regular Employees	\$ 0	\$ 0	\$ 0
115 Temporary Employees	0	0	0
190 Longevity Pay	0	0	0
220 Social Security Taxes	0	0	0
230 Retirement Contributions	0	0	0
250 Unemployment Insurance	0	0	0
260 Workers' Compensation Ins	0	0	0
<i>Personal Services</i>	<u>0</u>	<u>0</u>	<u>0</u>
410 Utilities	0	0	0
423 Janitorial Service	0	0	0
424 Grounds Maintenance	0	0	0
430 Building Repairs/Maint	0	0	5,000
434 Equipment Repairs/Maint	0	0	5,000
450 Construction Services	0	0	0
520 Insurance/Bond Premiums	0	0	2,100
530 Telephone	0	0	0
598 Misc Services & Charges	0	0	2,000
<i>Other Services and Charges</i>	<u>0</u>	<u>0</u>	<u>14,100</u>
602 Repair Materials	0	0	150
604 Repair Parts	0	0	150
610 General Supplies	0	0	1,500
650 NCO Furniture/Equipment	0	0	0
698 Other Supplies	0	0	0
<i>Supplies</i>	<u>0</u>	<u>0</u>	<u>1,800</u>
740 Machinery and Equipment	0	0	0
<i>Capital Outlay</i>	<u>0</u>	<u>0</u>	<u>0</u>
Aransas Pass 1212 W. Wheeler	<u>0</u>	<u>0</u>	<u>15,900</u>

**SAN PATRICIO COUNTY, TEXAS
GENERAL FUND
BUDGET 2016**

	2014 <u>ACTUAL</u>	2015 <u>ESTIMATE</u>	2016 <u>BUDGET</u>
590	<i>Mathis Annex</i>		
110	\$ 11,104	\$ 11,814	\$ 12,225
115	0	0	0
190	173	191	209
220	863	917	951
230	1,225	1,278	1,281
250	15	39	50
260	217	261	429
	<u>13,595</u>	<u>14,500</u>	<u>15,145</u>
	<i>Personal Services</i>		
410	16,848	17,605	20,000
430	0	2,500	5,000
434	0	4,000	8,000
520	3,154	3,150	3,150
598	292	431	800
	<u>20,294</u>	<u>27,686</u>	<u>36,950</u>
	<i>Other Services and Charges</i>		
602	299	605	300
604	52	60	250
610	1,920	2,138	2,000
650	0	0	0
698	0	75	150
	<u>2,272</u>	<u>2,878</u>	<u>2,700</u>
	<i>Supplies</i>		
740	0	0	0
	<u>0</u>	<u>0</u>	<u>0</u>
	<i>Capital Outlay</i>		
	<u>36,161</u>	<u>45,064</u>	<u>54,795</u>
	<i>Mathis Annex</i>		
592	<i>Portland Annex</i>		
110	0	0	11,699
115	4,182	5,689	0
190	0	0	216
195	0	0	0
210	0	0	0
220	320	381	911
230	0	0	1,227
250	9	15	48
260	230	276	411
	<u>4,741</u>	<u>6,361</u>	<u>14,512</u>
	<i>Personal Services</i>		
410	7,429	6,552	8,250
430	3,250	2,500	5,000
434	0	1,500	3,000
520	2,584	2,800	2,800
598	0	500	1,000
	<u>13,263</u>	<u>13,852</u>	<u>20,050</u>
	<i>Other Services and Charges</i>		
602	75	104	200
604	0	150	300
610	1,406	1,619	1,500
	<u>1,481</u>	<u>1,873</u>	<u>2,000</u>
	<i>Supplies</i>		
	<u>19,485</u>	<u>22,086</u>	<u>36,562</u>
	<i>Portland Annex</i>		

**SAN PATRICIO COUNTY, TEXAS
GENERAL FUND
BUDGET 2016**

	2014 <u>ACTUAL</u>	2015 <u>ESTIMATE</u>	2016 <u>BUDGET</u>
594	<i>Ingleside Health Clinic</i>		
110	\$ 4,768	\$ 12,290	\$ 12,119
190	0	0	236
195	0	0	0
210	0	2,971	7,950
220	365	944	945
230	518	1,316	1,273
250	0	0	49
260	113	131	427
	<u>5,764</u>	<u>17,652</u>	<u>22,999</u>
	<i>Personal Services</i>		
410	8,613	5,395	9,000
430	0	2,500	5,000
434	15,882	4,000	8,000
520	1,860	2,000	2,000
598	638	777	1,000
	<u>26,993</u>	<u>14,672</u>	<u>25,000</u>
	<i>Other Services and Charges</i>		
602	11	125	250
604	0	130	250
610	650	893	1,000
	<u>661</u>	<u>1,148</u>	<u>1,500</u>
	<i>Supplies</i>		
	<u>33,417</u>	<u>33,472</u>	<u>49,499</u>
	<i>Ingleside Health Clinic</i>		
596	<i>Harville Rd. Annex</i>		
410	830	1,155	500
430	30,323	11,418	5,000
434	2,050	500	3,000
450	11,950	500	5,000
520	1,256	1,200	1,300
598	797	762	800
	<u>47,206</u>	<u>15,535</u>	<u>15,600</u>
	<i>Other Services and Charges</i>		
602	222	91	250
604	38	125	250
610	450	30	1,000
	<u>710</u>	<u>246</u>	<u>1,500</u>
	<i>Supplies</i>		
	<u>47,916</u>	<u>15,781</u>	<u>17,100</u>
	<i>Harville Rd. Annex</i>		
598	<i>Restitution Center</i>		
520	11,126	11,000	11,000
	<u>11,126</u>	<u>11,000</u>	<u>11,000</u>
	<i>Other Services and Charges</i>		
	<u>11,126</u>	<u>11,000</u>	<u>11,000</u>
	<i>Restitution Center</i>		

**SAN PATRICIO COUNTY, TEXAS
GENERAL FUND
BUDGET 2016**

	2014 <u>ACTUAL</u>	2015 <u>ESTIMATE</u>	2016 <u>BUDGET</u>
600	<i>Market St. Annex</i>		
410	\$ 18,345	\$ 13,694	\$ 19,000
430	14,224	28,551	5,000
434	0	19,111	10,000
520	5,591	5,000	5,000
598	1,825	1,374	1,800
	<u>39,985</u>	<u>67,730</u>	<u>40,800</u>
602	144	215	200
604	52	392	250
610	1,202	2,084	2,000
	<u>1,397</u>	<u>2,691</u>	<u>2,450</u>
	<i>Market St. Annex</i>	<i>Market St. Annex</i>	<i>Market St. Annex</i>
	<u>41,382</u>	<u>70,421</u>	<u>43,250</u>
602	<i>Vineyard St. Annex</i>		
110	0	0	0
190	0	0	0
195	0	0	4,000
210	0	0	1,272
220	0	0	306
230	0	0	412
250	0	0	16
260	56	106	138
	<u>56</u>	<u>106</u>	<u>6,144</u>
410	12,630	10,126	15,000
430	59,637	47,208	4,000
434	0	2,500	5,000
520	4,583	4,800	4,800
598	920	966	1,450
	<u>77,771</u>	<u>65,600</u>	<u>30,250</u>
602	28	582	250
604	181	150	300
610	189	824	1,000
650	865	0	0
	<u>1,264</u>	<u>1,556</u>	<u>1,550</u>
740	0	0	0
	<u>0</u>	<u>0</u>	<u>0</u>
	<i>Vineyard St. Annex</i>	<i>Vineyard St. Annex</i>	<i>Vineyard St. Annex</i>
	<u>79,090</u>	<u>67,262</u>	<u>37,944</u>

**SAN PATRICIO COUNTY, TEXAS
GENERAL FUND
BUDGET 2016**

	2014 <u>ACTUAL</u>	2015 <u>ESTIMATE</u>	2016 <u>BUDGET</u>
604	<i>San Patricio County Annex</i>		
410	\$ 11,705	\$ 6,427	\$ 5,000
430	338	1,500	3,000
434	4,224	2,500	5,000
520	1,243	2,700	2,000
598	0	400	800
	<u>17,510</u>	<u>13,527</u>	<u>15,800</u>
602	0	11	250
604	116	125	250
608	1,889	0	0
610	87	205	1,500
698	0	0	0
	<u>2,092</u>	<u>341</u>	<u>2,000</u>
740	0	0	0
	<u>0</u>	<u>0</u>	<u>0</u>
	<i>San Patricio County Annex</i>		
	<u>19,602</u>	<u>13,868</u>	<u>17,800</u>
606	<i>East Market St. Annex</i>		
410	3,435	2,689	8,000
421	0	0	100
424	0	0	100
430	0	1,500	3,000
434	0	2,500	5,000
520	26	2,500	5,000
598	0	162	2,000
	<u>3,461</u>	<u>9,351</u>	<u>23,200</u>
602	0	125	250
604	0	125	250
608	0	0	0
610	0	750	1,500
698	0	0	0
	<u>0</u>	<u>1,000</u>	<u>2,000</u>
740	0	0	0
	<u>0</u>	<u>0</u>	<u>0</u>
	<i>East Market St. Annex</i>		
	<u>3,461</u>	<u>10,351</u>	<u>25,200</u>
	<i>PUBLIC FACILITIES</i>		
	<u>2,054,174</u>	<u>1,767,127</u>	<u>1,857,794</u>

**SAN PATRICIO COUNTY, TEXAS
GENERAL FUND
BUDGET 2016**

	2014 <u>ACTUAL</u>	2015 <u>ESTIMATE</u>	2016 <u>BUDGET</u>
650	<i>Fire and Ambulance Service</i>		
511	\$ 237,000	\$ 237,000	\$ 237,000
512	174,000	174,000	184,000
520	301	270	600
	<u>411,301</u>	<u>411,270</u>	<u>421,600</u>
610	0	0	0
	<u>0</u>	<u>0</u>	<u>0</u>
740	0	0	0
	<u>0</u>	<u>0</u>	<u>0</u>
	<i>Fire and Ambulance Service</i>	<i>Fire and Ambulance Service</i>	<i>Fire and Ambulance Service</i>
	<u>411,301</u>	<u>411,270</u>	<u>421,600</u>
651	<i>Constable Pct. #1</i>		
101	39,571	41,550	42,797
110	0	0	0
185	780	780	780
190	36	72	108
195	0	0	0
210	6,950	7,734	7,950
220	2,979	3,115	3,342
230	4,386	4,520	4,500
250	0	0	0
260	639	635	921
290	0	0	0
	<u>55,341</u>	<u>58,406</u>	<u>60,398</u>
312	85	812	2,400
432	3,047	642	2,500
434	90	500	1,000
442	180	360	400
520	1,288	1,547	1,460
530	482	279	500
538	0	0	300
580	0	500	1,500
598	129	250	500
	<u>5,299</u>	<u>4,890</u>	<u>10,560</u>
610	624	263	1,000
626	5,022	1,970	5,000
650	2,227	1,500	1,500
	<u>7,873</u>	<u>3,733</u>	<u>7,500</u>
740	0	0	0
	<u>0</u>	<u>0</u>	<u>0</u>
	<i>Constable Pct. #1</i>	<i>Constable Pct. #1</i>	<i>Constable Pct. #1</i>
	<u>68,514</u>	<u>67,029</u>	<u>78,458</u>

**SAN PATRICIO COUNTY, TEXAS
GENERAL FUND
BUDGET 2016**

	2014 <u>ACTUAL</u>	2015 <u>ESTIMATE</u>	2016 <u>BUDGET</u>
652 <i>Constable Pct. #2</i>			
101 Elected Officials	\$ 39,202	\$ 41,162	\$ 42,397
185 Phone Allowance	780	780	780
190 Longevity Pay	252	288	324
210 Group Insurance	7,602	8,152	7,950
220 Social Security Taxes	3,078	3,230	3,328
230 Retirement Contributions	4,369	4,502	4,481
260 Workers' Compensation Ins	636	621	917
290 Other Employee Benefits	0	0	0
<i>Personal Services</i>	<u>55,920</u>	<u>58,735</u>	<u>60,177</u>
312 Conference and Assoc Dues	0	984	500
432 Vehicle Repairs/Maint	1,174	1,901	2,000
434 Equipment Repairs/Maint	0	250	500
442 Vehicle/Equipment Rental	0	200	400
520 Insurance/Bond Premiums	840	964	1,200
530 Telephone	0	100	200
538 Postage	0	50	100
580 Travel	1,858	2,077	1,500
598 Misc Services & Charges	90	100	200
<i>Other Services and Charges</i>	<u>3,961</u>	<u>6,626</u>	<u>6,600</u>
610 General Supplies	534	1,464	1,000
626 Fuel, Oil, Lubricants	2,182	400	800
627 Automotive Supplies	0	500	500
650 NCO Furniture/Equipment	0	0	0
<i>Supplies</i>	<u>2,715</u>	<u>2,364</u>	<u>2,300</u>
740 Machinery and Equipment	0	0	0
<i>Capital Outlay</i>	<u>0</u>	<u>0</u>	<u>0</u>
Constable Pct. #2	<u>62,596</u>	<u>67,725</u>	<u>69,077</u>

**SAN PATRICIO COUNTY, TEXAS
GENERAL FUND
BUDGET 2016**

	2014 <u>ACTUAL</u>	2015 <u>ESTIMATE</u>	2016 <u>BUDGET</u>
654 Constable Pct. #4			
101 Elected Officials	\$ 39,202	\$ 41,162	\$ 42,397
110 Regular Employees	0	0	0
185 Phone Allowance	780	780	780
190 Longevity Pay	240	276	312
210 Group Insurance	6,950	7,456	7,950
220 Social Security Taxes	3,077	3,228	3,327
230 Retirement Contributions	4,368	4,499	4,479
250 Unemployment Insurance	0	0	0
260 Workers' Compensation Ins	636	621	917
290 Other Employee Benefits	0	0	0
<i>Personal Services</i>	<u>55,253</u>	<u>58,022</u>	<u>60,162</u>
312 Conference and Assoc Dues	0	120	200
432 Vehicle Repairs/Maint	921	1,500	2,000
434 Equipment Repairs/Maint	90	24	500
442 Vehicle/Equipment Rental	0	250	500
520 Insurance/Bond Premiums	849	1,147	1,262
530 Telephone	323	1,000	1,100
538 Postage	266	250	500
580 Travel	0	500	1,000
598 Misc Services & Charges	815	843	1,000
<i>Other Services and Charges</i>	<u>3,264</u>	<u>5,634</u>	<u>8,062</u>
610 General Supplies	444	577	800
626 Fuel, Oil, Lubricants	654	793	1,500
627 Automotive Supplies	0	250	500
650 NCO Furniture/Equipment	0	1,000	1,000
<i>Supplies</i>	<u>1,098</u>	<u>2,620</u>	<u>3,800</u>
740 Machinery and Equipment	0	0	0
<i>Capital Outlay</i>	<u>0</u>	<u>0</u>	<u>0</u>
Constable Pct. #4	<u>59,615</u>	<u>66,276</u>	<u>72,024</u>

**SAN PATRICIO COUNTY, TEXAS
GENERAL FUND
BUDGET 2016**

	2014 <u>ACTUAL</u>	2015 <u>ESTIMATE</u>	2016 <u>BUDGET</u>
655 Constable Pct. #5			
101 Elected Officials	\$ 38,638	\$ 41,162	\$ 42,397
110 Regular Employees	0	0	0
185 Phone Allowance	780	780	780
190 Longevity Pay	674	696	626
210 Group Insurance	7,602	8,152	7,950
220 Social Security Taxes	2,623	2,755	3,351
230 Retirement Contributions	4,354	4,545	4,512
250 Unemployment Insurance	0	0	0
260 Workers' Compensation Ins	632	571	923
290 Other Employee Benefits	0	0	0
<i>Personal Services</i>	<u>55,302</u>	<u>58,661</u>	<u>60,539</u>
312 Conference and Assoc Dues	60	120	100
432 Vehicle Repairs/Maint	1,840	1,973	2,000
434 Equipment Repairs/Maint	0	600	800
442 Vehicle/Equipment Rental	270	360	360
520 Insurance/Bond Premiums	942	967	1,000
530 Telephone	673	672	1,500
538 Postage	109	434	200
580 Travel	0	250	500
598 Misc Services & Charges	0	250	500
<i>Other Services and Charges</i>	<u>3,894</u>	<u>5,626</u>	<u>6,960</u>
610 General Supplies	719	170	700
626 Fuel, Oil, Lubricants	1,289	883	2,000
627 Automotive Supplies	438	500	1,000
650 NCO Furniture/Equipment	0	250	500
<i>Supplies</i>	<u>2,446</u>	<u>1,803</u>	<u>4,200</u>
740 Machinery and Equipment	0	0	0
<i>Capital Outlay</i>	<u>0</u>	<u>0</u>	<u>0</u>
Constable Pct. #5	<u>61,643</u>	<u>66,090</u>	<u>71,699</u>

**SAN PATRICIO COUNTY, TEXAS
GENERAL FUND
BUDGET 2016**

	2014 <u>ACTUAL</u>	2015 <u>ESTIMATE</u>	2016 <u>BUDGET</u>
656 Constable Pct. #6			
101 Elected Officials	\$ 39,201	\$ 41,162	\$ 42,397
185 Phone Allowance	780	780	780
190 Longevity Pay	285	321	357
210 Group Insurance	6,950	7,456	7,950
220 Social Security Taxes	2,950	3,080	3,330
230 Retirement Contributions	4,373	4,505	4,484
260 Workers' Compensation Ins	637	622	918
290 Other Employee Benefits	0	0	0
<i>Personal Services</i>	<u>55,177</u>	<u>57,926</u>	<u>60,216</u>
312 Conference and Assoc Dues	0	120	150
432 Vehicle Repairs/Maint	938	801	1,500
434 Equipment Repairs/Maint	0	250	500
442 Vehicle/Equipment Rental	270	360	360
520 Insurance/Bond Premiums	846	969	1,000
530 Telephone	3,045	1,528	1,550
538 Postage	98	353	225
580 Travel	0	500	1,000
598 Misc Services & Charges	0	250	500
<i>Other Services and Charges</i>	<u>5,197</u>	<u>5,131</u>	<u>6,785</u>
610 General Supplies	149	608	1,500
626 Fuel, Oil, Lubricants	2,728	1,937	2,500
627 Automotive Supplies	0	250	500
650 NCO Furniture/Equipment	0	500	1,000
<i>Supplies</i>	<u>2,877</u>	<u>3,295</u>	<u>5,500</u>
740 Machinery and Equipment	0	0	0
<i>Capital Outlay</i>	<u>0</u>	<u>0</u>	<u>0</u>
Constable Pct. #6	<u>63,250</u>	<u>66,352</u>	<u>72,501</u>

**SAN PATRICIO COUNTY, TEXAS
GENERAL FUND
BUDGET 2016**

	2014 <u>ACTUAL</u>	2015 <u>ESTIMATE</u>	2016 <u>BUDGET</u>
658 <i>Constable Pct. #8</i>			
101 Elected Officials	\$ 39,202	\$ 41,162	\$ 42,397
110 Regular Employees	0	0	0
185 Phone Allowance	780	780	780
190 Longevity Pay	756	720	720
210 Group Insurance	6,950	7,456	7,950
220 Social Security Taxes	3,116	3,269	3,358
230 Retirement Contributions	4,424	4,555	4,521
260 Workers' Compensation Ins	644	629	925
290 Other Employee Benefits	0	0	0
<i>Personal Services</i>	<u>55,872</u>	<u>58,571</u>	<u>60,651</u>
312 Conference and Assoc Dues	0	120	1,000
432 Vehicle Repairs/Maint	3,044	3,187	3,500
434 Equipment Repairs/Maint	215	594	1,000
442 Vehicle/Equipment Rental	0	360	500
520 Insurance/Bond Premiums	620	969	650
530 Telephone	1,864	1,534	2,000
538 Postage	98	75	150
580 Travel	964	500	1,000
598 Misc Services & Charges	310	150	500
<i>Other Services and Charges</i>	<u>7,114</u>	<u>7,489</u>	<u>10,300</u>
610 General Supplies	276	601	500
626 Fuel, Oil, Lubricants	2,244	1,222	2,500
627 Automotive Supplies	0	250	500
650 NCO Furniture/Equipment	0	250	500
<i>Supplies</i>	<u>2,520</u>	<u>2,323</u>	<u>4,000</u>
740 Machinery and Equipment	0	0	0
<i>Capital Outlay</i>	<u>0</u>	<u>0</u>	<u>0</u>
 <i>Constable Pct. #8</i>	<u>65,506</u>	<u>68,383</u>	<u>74,951</u>

**SAN PATRICIO COUNTY, TEXAS
GENERAL FUND
BUDGET 2016**

	2014 <u>ACTUAL</u>	2015 <u>ESTIMATE</u>	2016 <u>BUDGET</u>
660 County Sheriff			
101 Elected Officials	\$ 76,822	\$ 80,662	\$ 83,082
110 Regular Employees	2,405,999	2,700,114	2,756,266
185 Phone Allowance	37,680	41,722	40,980
190 Longevity Pay	23,457	23,554	29,016
195 Overtime	194,367	238,736	80,000
210 Group Insurance	419,097	491,411	540,600
220 Social Security Taxes	204,629	229,090	228,683
230 Retirement Contributions	297,349	327,245	307,896
250 Unemployment Insurance	3,369	9,988	11,618
260 Workers' Compensation Ins	35,831	34,590	54,719
<i>Personal Services</i>	<u>3,698,600</u>	<u>4,177,112</u>	<u>4,132,860</u>
312 Conference and Assoc Dues	11,978	6,430	7,000
330 Pre-Employment Physicals	1,532	1,056	2,500
335 Hospital/Medical Services	1,133	2,520	7,000
341 Other Professional Services	847	1,000	1,000
410 Utilities	5,774	9,538	8,000
430 Building Repairs/Maint	0	2,615	5,000
432 Vehicle Repairs/Maint	59,738	60,325	48,000
434 Equipment Repairs/Maint	20,857	28,647	54,000
442 Vehicle/Equipment Rental	6,162	9,596	4,000
520 Insurance/Bond Premiums	71,887	82,325	76,535
530 Telephone	25,975	35,021	35,000
538 Postage	15,164	13,735	24,000
540 Public Notices	0	1,492	3,000
580 Travel	16,646	22,917	10,000
597 Investigative Expense	1,474	500	1,000
598 Misc Services & Charges	26,209	24,121	18,000
<i>Other Services and Charges</i>	<u>265,378</u>	<u>301,838</u>	<u>304,035</u>
604 Repair Parts	1,652	6,907	4,000
610 General Supplies	32,318	31,929	35,000
626 Fuel, Oil, Lubricants	253,835	221,031	300,000
627 Automotive Supplies	22,932	36,858	45,000
650 NCO Furniture/Equipment	43,445	22,202	30,000
698 Other Supplies	21,404	19,517	25,000
<i>Supplies</i>	<u>375,585</u>	<u>338,444</u>	<u>439,000</u>
740 Machinery and Equipment	293,012	427,502	300,000
<i>Capital Outlay</i>	<u>293,012</u>	<u>427,502</u>	<u>300,000</u>
County Sheriff	<u>4,632,575</u>	<u>5,244,896</u>	<u>5,175,895</u>

**SAN PATRICIO COUNTY, TEXAS
GENERAL FUND
BUDGET 2016**

	2014 <u>ACTUAL</u>	2015 <u>ESTIMATE</u>	2016 <u>BUDGET</u>
662			
Highway Patrol			
110 Regular Employees	\$ 21,384	\$ 26,006	\$ 0
115 Temporary Employees	0	0	0
190 Longevity Pay	18	21	0
195 Overtime	439	20	0
210 Group Insurance	5,224	7,456	0
220 Social Security Taxes	1,671	1,991	0
230 Retirement Contributions	2,372	2,775	0
250 Unemployment Insurance	19	86	0
260 Workers' Compensation Ins	160	150	0
<i>Personal Services</i>	<u>31,287</u>	<u>38,505</u>	<u>0</u>
312 Conference and Assoc Dues	0	100	0
330 Pre-Employment Physicals	31	0	0
434 Equipment Repairs/Maint	325	800	1,600
442 Vehicle/Equipment Rental	7,997	5,869	5,000
520 Insurance/Bond Premiums	1,204	1,434	1,378
530 Telephone	2,366	2,667	2,000
538 Postage	675	239	1,000
540 Public Notices	110	0	0
580 Travel	0	100	0
598 Misc Services & Charges	0	0	0
<i>Other Services and Charges</i>	<u>12,707</u>	<u>11,209</u>	<u>10,978</u>
610 General Supplies	2,469	1,500	3,000
650 NCO Furniture/Equipment	0	850	1,700
<i>Supplies</i>	<u>2,469</u>	<u>2,350</u>	<u>4,700</u>
720 Buildings	0	7,500	0
740 Machinery and Equipment	0	0	0
<i>Capital Outlay</i>	<u>0</u>	<u>7,500</u>	<u>0</u>
Highway Patrol	<u>46,463</u>	<u>59,564</u>	<u>15,678</u>

**SAN PATRICIO COUNTY, TEXAS
GENERAL FUND
BUDGET 2016**

	2014 <u>ACTUAL</u>	2015 <u>ESTIMATE</u>	2016 <u>BUDGET</u>
664 PSAP Coordinator/E911			
110 Regular Employees	\$ 30,131	\$ 33,144	\$ 34,138
115 Temporary Employees	0	0	0
185 Phone Allowance	780	780	780
190 Longevity Pay	246	282	531
195 Overtime	586	780	500
210 Group Insurance	6,950	7,456	7,950
220 Social Security Taxes	2,321	2,568	2,750
230 Retirement Contributions	3,447	3,733	3,703
250 Unemployment Insurance	41	116	144
260 Workers' Compensation Ins	102	87	148
<i>Personal Services</i>	<u>44,604</u>	<u>48,946</u>	<u>50,644</u>
312 Conference and Assoc Dues	1,799	1,495	2,000
330 Pre-Employment Physicals	0	0	0
432 Vehicle Repairs/Maint	702	1,000	2,000
434 Equipment Repairs/Maint	0	0	0
442 Vehicle/Equipment Rental	0	0	0
520 Insurance/Bond Premiums	186	165	250
530 Telephone	230	44	500
538 Postage	0	50	100
540 Public Notices	0	50	100
580 Travel	3,645	3,856	4,000
598 Misc Services & Charges	0	1,000	1,000
<i>Other Services and Charges</i>	<u>6,563</u>	<u>7,660</u>	<u>9,950</u>
610 General Supplies	1,340	1,498	3,000
626 Fuel, Oil, Lubricants	0	64	0
627 Automotive Supplies	158	722	1,000
650 NCO Furniture/Equipment	0	1,920	2,500
<i>Supplies</i>	<u>1,498</u>	<u>4,204</u>	<u>6,500</u>
740 Machinery and Equipment	0	0	0
<i>Capital Outlay</i>	<u>0</u>	<u>0</u>	<u>0</u>
PSAP Coordinator/E911	<u>52,665</u>	<u>60,810</u>	<u>67,094</u>

**SAN PATRICIO COUNTY, TEXAS
GENERAL FUND
BUDGET 2016**

	2014 <u>ACTUAL</u>	2015 <u>ESTIMATE</u>	2016 <u>BUDGET</u>
680			
Corrections			
110 Regular Employees	\$ 1,541,644	\$ 1,729,576	\$ 1,796,822
115 Temporary Employees	0	0	0
185 Phone Allowance	3,108	3,424	3,360
190 Longevity Pay	11,227	11,898	16,333
195 Overtime	54,751	88,722	20,000
210 Group Insurance	276,902	326,769	389,550
220 Social Security Taxes	120,501	136,791	140,496
230 Retirement Contributions	174,925	194,325	189,160
250 Unemployment Insurance	2,088	6,061	7,348
260 Workers' Compensation Ins	25,616	25,023	37,309
<i>Personal Services</i>	<u>2,210,761</u>	<u>2,522,589</u>	<u>2,600,378</u>
312 Conference and Assoc Dues	305	550	3,000
324 Administrative Costs	1,800	3,600	4,000
330 Pre-Employment Physicals	1,144	2,749	4,000
335 Hospital/Medical Services	291,773	213,834	220,000
430 Building Repairs/Maint	108	56,800	50,000
432 Vehicle Repairs/Maint	54	500	1,000
434 Equipment Repairs/Maint	101,852	29,101	68,000
520 Insurance/Bond Premiums	21,510	25,273	23,000
540 Public Notices	30	500	1,000
580 Travel	4,459	2,000	4,000
586 Prisoner Transportation	3,600	5,075	8,000
598 Misc Services & Charges	4,809	4,826	7,000
<i>Other Services and Charges</i>	<u>431,444</u>	<u>344,808</u>	<u>393,000</u>
602 Repair Materials	9,753	8,980	7,000
610 General Supplies	81,758	123,333	95,000
630 Food	245,803	241,911	333,000
650 NCO Furniture/Equipment	6,279	3,302	8,000
<i>Supplies</i>	<u>343,592</u>	<u>377,526</u>	<u>443,000</u>
740 Machinery and Equipment	7,108	24,132	10,000
<i>Capital Outlay</i>	<u>7,108</u>	<u>24,132</u>	<u>10,000</u>
Corrections	<u>2,992,905</u>	<u>3,269,055</u>	<u>3,446,378</u>

**SAN PATRICIO COUNTY, TEXAS
GENERAL FUND
BUDGET 2016**

	2014 <u>ACTUAL</u>	2015 <u>ESTIMATE</u>	2016 <u>BUDGET</u>
682	<i>Juvenile Detention Center</i>		
110	\$ 398,113	\$ 399,631	\$ 506,835
115	91,257	102,530	88,777
185	550	600	600
190	1,494	1,617	4,221
195	20,796	25,375	15,000
210	62,014	73,099	99,375
220	38,753	39,616	47,082
230	45,774	46,217	63,390
250	563	1,682	2,463
260	9,370	5,817	12,974
	<u>668,683</u>	<u>696,184</u>	<u>840,717</u>
	<i>Personal Services</i>		
312	2,245	3,384	4,000
330	765	286	2,600
335	20,265	25,495	20,000
341	1,550	2,900	5,800
342	0	1,200	0
410	26,646	25,448	35,000
430	90,041	13,202	18,300
432	5,910	2,173	4,000
434	11,826	13,152	10,000
442	2,352	2,129	4,000
520	16,862	18,500	18,500
530	11,023	13,746	11,000
538	1,810	889	2,700
580	3,033	1,844	4,000
	<u>194,329</u>	<u>124,348</u>	<u>139,900</u>
	<i>Other Services and Charges</i>		
602	0	0	0
604	227	250	500
610	22,395	23,170	27,000
626	3,310	544	6,500
627	64	150	300
630	25,937	25,000	40,000
650	6,402	3,250	6,500
	<u>58,334</u>	<u>52,364</u>	<u>80,800</u>
	<i>Supplies</i>		
730	0	0	0
740	19,742	24,829	6,500
	<u>19,742</u>	<u>24,829</u>	<u>6,500</u>
	<i>Capital Outlay</i>		
	<u>941,088</u>	<u>897,725</u>	<u>1,067,917</u>
	<i>Juvenile Detention Center</i>		

**SAN PATRICIO COUNTY, TEXAS
GENERAL FUND
BUDGET 2016**

	2014 <u>ACTUAL</u>	2015 <u>ESTIMATE</u>	2016 <u>BUDGET</u>
690			
<i>Adult/Juvenile Probation</i>			
101 Elected Officials	\$ 30,000	\$ 30,000	\$ 34,500
210 Group Insurance	419	694	1,193
220 Social Security Taxes	2,208	2,281	2,640
230 Retirement Contributions	3,258	3,198	3,555
250 Unemployment Insurance	0	0	0
<i>Personal Services</i>	<u>35,886</u>	<u>36,173</u>	<u>41,888</u>
520 Insurance/Bond Premiums	724	678	800
591 Adult Probation	40,371	42,554	43,175
592 Juvenile Probation	391,778	410,044	436,059
598 Misc Services & Charges	0	0	0
<i>Other Services and Charges</i>	<u>432,874</u>	<u>453,276</u>	<u>480,034</u>
<i>Adult/Juvenile Probation</i>	<u>468,759</u>	<u>489,449</u>	<u>521,922</u>
<i>PUBLIC SAFETY</i>	<u>9,926,880</u>	<u>10,834,624</u>	<u>11,155,194</u>
700			
<i>Citizen Collection Stations</i>			
421 Waste Disposal	87,450	96,435	95,000
424 Grounds Maintenance	0	1,000	2,000
434 Equipment Repairs/Maint	173	0	0
520 Insurance/Bond Premiums	69	62	130
<i>Other Services and Charges</i>	<u>87,692</u>	<u>97,497</u>	<u>97,130</u>
<i>Citizen Collection Stations</i>	<u>87,692</u>	<u>97,497</u>	<u>97,130</u>
<i>ENVIRONMENTAL PROTECTION</i>	<u>87,692</u>	<u>97,497</u>	<u>97,130</u>

**SAN PATRICIO COUNTY, TEXAS
GENERAL FUND
BUDGET 2016**

	2014 <u>ACTUAL</u>	2015 <u>ESTIMATE</u>	2016 <u>BUDGET</u>
735	<i>Health Department</i>		
102	\$ 51,825	\$ 54,415	\$ 56,048
110	23,052	0	0
115	0	0	0
185	350	0	0
190	342	0	0
195	35	0	0
210	4,780	0	0
220	5,508	4,163	4,288
230	2,582	0	0
250	55	180	224
260	126	138	101
	<u>88,655</u>	<u>58,896</u>	<u>60,661</u>
	<i>Personal Services</i>		
312	0	500	500
330	0	0	0
341	1,675	1,000	2,000
421	0	750	1,500
432	0	0	0
434	1,628	1,500	0
442	0	300	600
520	4,425	4,137	2,000
530	10,623	11,369	8,000
538	51	31	500
540	0	100	1,000
580	0	250	500
598	47	19	850
	<u>18,449</u>	<u>19,956</u>	<u>17,450</u>
	<i>Other Services and Charges</i>		
610	0	250	500
626	0	0	0
627	0	0	0
641	0	100	200
650	0	0	0
698	10,622	1,027	1,000
	<u>10,622</u>	<u>1,377</u>	<u>1,700</u>
	<i>Supplies</i>		
740	0	0	0
	<u>0</u>	<u>0</u>	<u>0</u>
	<i>Capital Outlay</i>		
	<u>117,725</u>	<u>80,229</u>	<u>79,811</u>
	<i>Health Department</i>		
736	<i>Regional Health Awareness Board</i>		
520	0	0	0
598	21,000	21,000	0
	<u>21,000</u>	<u>21,000</u>	<u>0</u>
	<i>Other Services and Charges</i>		
	<u>21,000</u>	<u>21,000</u>	<u>0</u>
	<i>Regional Health Awareness Board</i>		
	<u>21,000</u>	<u>21,000</u>	<u>0</u>

**SAN PATRICIO COUNTY, TEXAS
GENERAL FUND
BUDGET 2016**

	2014 <u>ACTUAL</u>	2015 <u>ESTIMATE</u>	2016 <u>BUDGET</u>
737	<i>Environmental Health</i>		
110	\$ 160,761	\$ 159,749	\$ 177,668
185	2,375	2,300	2,400
190	1,308	1,250	1,578
195	1,897	1,418	2,000
210	33,662	34,855	39,750
220	12,247	12,043	14,049
230	18,065	17,493	18,916
250	210	547	735
260	516	508	773
	<u>231,040</u>	<u>230,163</u>	<u>257,869</u>
	<i>Personal Services</i>		
312	2,049	382	2,500
330	81	81	200
421	0	0	0
432	2,352	5,443	5,000
442	0	0	0
520	300	995	1,200
530	134	125	100
538	2,236	1,978	2,500
580	946	1,086	3,500
598	253	1,103	600
	<u>8,352</u>	<u>11,193</u>	<u>15,600</u>
	<i>Other Services and Charges</i>		
610	3,475	3,759	5,000
626	5,777	2,884	6,000
627	0	336	1,000
650	908	1,739	1,000
698	0	0	0
	<u>10,160</u>	<u>8,718</u>	<u>13,000</u>
	<i>Supplies</i>		
740	0	23,590	40,000
	<u>0</u>	<u>23,590</u>	<u>40,000</u>
	<i>Capital Outlay</i>		
	<u>249,551</u>	<u>273,664</u>	<u>326,469</u>
	<i>Environmental Health</i>		

**SAN PATRICIO COUNTY, TEXAS
GENERAL FUND
BUDGET 2016**

	2014 <u>ACTUAL</u>	2015 <u>ESTIMATE</u>	2016 <u>BUDGET</u>
742	<i>Animal Control</i>		
110	\$ 60,012	\$ 64,468	\$ 66,402
185	1,200	1,200	1,200
190	597	648	742
195	4,958	5,168	5,000
210	14,552	15,608	15,900
220	5,085	5,466	5,612
230	7,251	7,670	7,554
250	90	241	294
260	324	961	1,520
	<u>94,069</u>	<u>101,430</u>	<u>104,224</u>
	<i>Personal Services</i>		
312	675	870	1,000
322	15,539	8,136	20,000
330	0	0	100
421	0	300	600
432	1,664	1,337	2,500
442	270	96	300
520	1,124	672	1,350
530	48	38	60
538	460	1,056	600
580	1,020	514	1,000
598	690	432	1,000
	<u>21,490</u>	<u>13,451</u>	<u>28,510</u>
	<i>Other Services and Charges</i>		
610	3,325	376	3,000
626	9,640	5,670	9,000
627	67	321	500
650	1,815	500	1,000
698	88	250	1,000
	<u>14,936</u>	<u>7,117</u>	<u>14,500</u>
	<i>Supplies</i>		
740	0	0	0
	<u>0</u>	<u>0</u>	<u>0</u>
	<i>Capital Outlay</i>		
	<u>130,495</u>	<u>121,998</u>	<u>147,234</u>
	<i>Animal Control</i>		
756	<i>Mental Health</i>		
321	0	0	5,000
332	4,520	5,760	5,000
335	0	1,750	3,500
520	47	43	100
580	0	2,500	0
598	48,000	48,000	48,000
	<u>52,567</u>	<u>58,053</u>	<u>61,600</u>
	<i>Other Services and Charges</i>		
610	0	0	0
	<u>0</u>	<u>0</u>	<u>0</u>
	<i>Supplies</i>		
	<u>52,567</u>	<u>58,053</u>	<u>61,600</u>
	<i>Mental Health</i>		

**SAN PATRICIO COUNTY, TEXAS
GENERAL FUND
BUDGET 2016**

	2014 <u>ACTUAL</u>	2015 <u>ESTIMATE</u>	2016 <u>BUDGET</u>
760	<i>Indigent Health Care</i>		
110	\$ 67,562	\$ 70,964	\$ 75,350
115	0	0	0
185	600	600	600
190	1,026	1,098	1,287
195	183	254	200
210	14,494	14,912	15,900
220	4,968	5,523	5,923
230	7,534	7,784	7,976
250	89	240	310
260	87	94	139
	<u>96,543</u>	<u>101,469</u>	<u>107,685</u>
	<i>Personal Services</i>		
312	200	400	500
324	10,500	19,618	17,000
434	66	250	500
520	0	86	300
530	4	10	0
538	2,497	2,657	2,500
580	2	750	1,500
598	125	75	150
	<u>13,394</u>	<u>23,846</u>	<u>22,450</u>
	<i>Other Services and Charges</i>		
610	3,306	2,924	3,000
650	0	1,000	0
698	130	1,500	1,000
	<u>3,436</u>	<u>5,424</u>	<u>4,000</u>
	<i>Supplies</i>		
	<u>113,373</u>	<u>130,739</u>	<u>134,135</u>
	<i>Indigent Health Care</i>		
762	<i>Human Services</i>		
335	0	0	0
339	121,165	63,897	76,000
520	74	66	150
598	1,358	37,901	27,000
	<u>122,596</u>	<u>101,864</u>	<u>103,150</u>
	<i>Other Services and Charges</i>		
	<u>122,596</u>	<u>101,864</u>	<u>103,150</u>
	<i>Human Services</i>		
764	<i>Community Action Agency</i>		
520	29	26	60
598	0	0	0
	<u>29</u>	<u>26</u>	<u>60</u>
	<i>Other Services and Charges</i>		
630	40,000	40,000	40,000
	<u>40,000</u>	<u>40,000</u>	<u>40,000</u>
	<i>Supplies</i>		
	<u>40,029</u>	<u>40,026</u>	<u>40,060</u>
	<i>Community Action Agency</i>		
	<u>847,338</u>	<u>827,573</u>	<u>892,459</u>
	<i>HEALTH & WELFARE</i>		

**SAN PATRICIO COUNTY, TEXAS
GENERAL FUND
BUDGET 2016**

	2014 <u>ACTUAL</u>	2015 <u>ESTIMATE</u>	2016 <u>BUDGET</u>
780			
County Library			
110 Regular Employees	\$ 70,757	\$ 79,994	\$ 82,394
185 Phone Allowance	600	600	600
190 Longevity Pay	1,167	1,188	1,239
195 Overtime	607	941	800
210 Group Insurance	13,188	14,445	14,310
220 Social Security Taxes	5,650	6,388	6,505
230 Retirement Contributions	8,020	8,899	8,758
250 Unemployment Insurance	98	291	340
260 Workers' Compensation Ins	295	220	342
<i>Personal Services</i>	<u>100,382</u>	<u>112,966</u>	<u>115,288</u>
312 Conference and Assoc Dues	440	540	400
432 Vehicle Repairs/Maint	415	93	600
434 Equipment Repairs/Maint	320	50	100
520 Insurance/Bond Premiums	1,004	625	1,050
530 Telephone	606	685	700
538 Postage	57	155	100
540 Public Notices	0	0	0
580 Travel	364	3,231	2,000
598 Misc Services & Charges	26,000	26,000	26,000
<i>Other Services and Charges</i>	<u>29,206</u>	<u>31,379</u>	<u>30,950</u>
610 General Supplies	1,978	4,612	3,000
626 Fuel, Oil, Lubricants	1,416	1,066	3,200
627 Automotive Supplies	0	250	500
641 Books, Subscriptions	377	603	1,200
650 NCO Furniture/Equipment	0	0	0
698 Other Supplies	0	50	100
<i>Supplies</i>	<u>3,772</u>	<u>6,581</u>	<u>8,000</u>
740 Machinery and Equipment	0	0	0
<i>Capital Outlay</i>	<u>0</u>	<u>0</u>	<u>0</u>
County Library	<u>133,360</u>	<u>150,926</u>	<u>154,238</u>

**SAN PATRICIO COUNTY, TEXAS
GENERAL FUND
BUDGET 2016**

	2014 <u>ACTUAL</u>	2015 <u>ESTIMATE</u>	2016 <u>BUDGET</u>
782	County Parks		
110	\$ 80,418	\$ 84,452	\$ 87,298
185	1,375	1,450	1,200
190	273	330	444
195	588	662	0
210	19,700	19,262	23,850
220	6,323	7,290	6,805
230	8,976	10,158	9,161
250	105	318	356
260	1,716	1,513	3,071
	<u>119,474</u>	<u>125,435</u>	<u>132,185</u>
	<i>Personal Services</i>		
312	0	0	0
330	81	81	600
410	13,226	13,724	12,500
430	1,007	4,578	10,000
432	5,248	2,656	2,000
434	3,344	1,989	7,000
520	1,351	3,505	1,000
530	1,300	1,882	1,400
540	45	0	0
580	0	0	0
598	2,146	3,396	11,000
	<u>27,748</u>	<u>31,811</u>	<u>45,500</u>
	<i>Other Services and Charges</i>		
608	50	0	2,000
610	7,829	12,147	14,000
626	7,428	7,906	5,500
627	2,631	4,418	2,000
650	10,644	2,001	4,500
698	853	898	1,500
	<u>29,434</u>	<u>27,370</u>	<u>29,500</u>
	<i>Supplies</i>		
740	0	0	25,000
	<u>0</u>	<u>0</u>	<u>25,000</u>
	<i>Capital Outlay</i>		
	<u>176,656</u>	<u>184,616</u>	<u>232,185</u>
	County Parks		

**SAN PATRICIO COUNTY, TEXAS
GENERAL FUND
BUDGET 2016**

	2014 <u>ACTUAL</u>	2015 <u>ESTIMATE</u>	2016 <u>BUDGET</u>
784	County Fairgrounds		
110	\$ 153,427	\$ 165,057	\$ 195,082
115	12,145	23,820	22,550
185	1,200	1,200	1,200
190	224	332	1,030
195	11,320	14,161	15,000
210	38,590	39,712	55,650
220	13,641	15,669	17,969
230	17,932	19,717	24,191
250	201	638	939
260	2,177	2,696	5,590
	<u>250,856</u>	<u>283,002</u>	<u>339,201</u>
	<i>Personal Services</i>		
312	865	1,950	2,000
330	0	538	300
410	109,071	106,862	120,000
424	725	2,556	5,000
430	16,996	12,447	20,000
432	1,538	2,516	5,000
434	9,860	21,958	15,000
442	4,039	6,431	5,000
450	0	7,500	10,000
451	0	500	1,000
520	90,903	90,000	90,000
530	2,815	3,660	2,200
538	150	200	600
540	5,785	6,352	7,000
550	0	1,218	2,400
580	0	880	1,500
598	16,837	13,713	15,000
	<u>259,584</u>	<u>279,281</u>	<u>302,000</u>
	<i>Other Services and Charges</i>		
602	213	827	2,500
604	2,815	3,749	3,800
608	0	150	300
610	16,722	23,070	20,000
626	9,110	10,028	11,000
627	897	1,239	1,500
630	19,150	20,508	25,000
650	4,942	8,203	15,000
698	0	0	0
	<u>53,849</u>	<u>67,774</u>	<u>79,100</u>
	<i>Supplies</i>		
740	8,192	12,500	25,000
	<u>8,192</u>	<u>12,500</u>	<u>25,000</u>
	<i>Capital Outlay</i>		
	<u>572,481</u>	<u>642,557</u>	<u>745,301</u>
	County Fairgrounds		
	<u>882,496</u>	<u>978,099</u>	<u>1,131,724</u>
	CULTURE AND RECREATION		

**SAN PATRICIO COUNTY, TEXAS
GENERAL FUND
BUDGET 2016**

	2014 <u>ACTUAL</u>	2015 <u>ESTIMATE</u>	2016 <u>BUDGET</u>
790	<i>Agricultural Ext Service</i>		
110	\$ 120,815	\$ 126,881	\$ 130,697
115	0	0	0
185	1,800	1,800	1,800
190	678	729	799
195	0	8	0
210	15,204	16,304	15,900
220	6,952	6,673	10,196
230	6,006	6,195	6,170
250	157	427	534
260	300	375	550
	<u>151,911</u>	<u>159,392</u>	<u>166,646</u>
	<i>Personal Services</i>		
312	2,911	3,008	3,500
330	0	0	61
432	1,507	693	2,500
434	72	536	1,000
442	5,676	5,451	6,000
520	1,872	2,000	2,000
530	1,997	2,558	2,000
538	1,493	750	1,500
540	0	0	0
580	12,680	11,780	14,000
598	1,260	144	1,500
	<u>29,467</u>	<u>26,920</u>	<u>34,061</u>
	<i>Other Services and Charges</i>		
610	11,114	4,135	12,000
626	9,006	7,999	10,000
627	299	750	1,500
641	425	775	1,000
650	2,250	2,500	3,000
	<u>23,093</u>	<u>16,159</u>	<u>27,500</u>
	<i>Supplies</i>		
740	36,205	0	0
	<u>36,205</u>	<u>0</u>	<u>0</u>
	<i>Capital Outlay</i>		
	<u>240,677</u>	<u>202,471</u>	<u>228,207</u>
	<i>Agricultural Ext Service</i>		
792	<i>Environmental Conservation</i>		
312	0	8,000	8,000
520	28	30	13
598	50,000	39,500	38,000
	<u>50,028</u>	<u>47,530</u>	<u>46,013</u>
	<i>Other Services and Charges</i>		
	<u>50,028</u>	<u>47,530</u>	<u>46,013</u>
	<i>Environmental Conservation</i>		
	<u>290,705</u>	<u>250,001</u>	<u>274,220</u>
	<i>CONSERVATION</i>		

**SAN PATRICIO COUNTY, TEXAS
GENERAL FUND
BUDGET 2016**

	2014 <u>ACTUAL</u>	2015 <u>ESTIMATE</u>	2016 <u>BUDGET</u>
798	<i>Economic Development</i>		
312	15,000	20,000	20,000
501	105,000	105,000	105,000
520	0	0	0
540	292	0	0
596	0	0	381,100
598	10,000	35,000	35,000
	<u>130,292</u>	<u>160,000</u>	<u>541,100</u>
	<i>Economic Development</i>		
	<u>130,292</u>	<u>160,000</u>	<u>541,100</u>
	<i>ECONOMIC DEVELOPMENT</i>		
	<u>130,292</u>	<u>160,000</u>	<u>541,100</u>
900	<i>Operating Transfers Out</i>		
150	\$ 274,571	\$ 284,346	\$ 304,695
151	350,266	369,991	520,000
154	24,000	0	0
406	42,583	48,440	43,200
500	236,000	456,000	400,000
550	341,800	400,000	400,000
551	26,748	0	0
556	20,035	0	0
720	1,081,440	780,000	780,000
721	0	200,000	200,000
723	0	0	15,000
733	0	13,980	0
999	0	0	967,334
	<u>2,397,443</u>	<u>2,552,757</u>	<u>3,630,229</u>
	<i>Operating Transfers Out</i>		
	<u>2,397,443</u>	<u>2,552,757</u>	<u>3,630,229</u>
	TOTAL TRANSFERS		
	<u>2,397,443</u>	<u>2,552,757</u>	<u>3,630,229</u>
	<i>Total Expenditures and Transfers</i>		
	<u>\$ 24,420,580</u>	<u>\$ 26,013,985</u>	<u>\$ 29,325,544</u>

SPECIAL REVENUE FUNDS

Special Revenue Funds for San Patricio County consist of the Road and Bridge Funds which collectively comprise the constitutional Road and Bridge Fund, Judicial District-Wide Funds, Grant-In-Aid Funds, and Other Revenue Funds.

**SAN PATRICIO COUNTY, TEXAS
ROAD & BRIDGE PRECINCT #1
BUDGET 2016**

	2014 <u>ACTUAL</u>	2015 <u>ESTIMATE</u>	2016 <u>BUDGET</u>
Beginning Balance	\$ <u>0</u> \$ <u>469,701</u>	\$ <u>612,684</u>	\$ <u>458,274</u>
Revenues	867,069	844,201	1,094,534
Transfers In	<u>0</u>	<u>0</u>	<u>0</u>
Total Revenues and Transfers In	<u>867,069</u>	<u>844,201</u>	<u>1,094,534</u>
Available Resources	<u>1,336,770</u>	<u>1,456,885</u>	<u>1,552,808</u>
Expenditures	689,086	998,611	1,074,039
Transfers Out	<u>35,000</u>	<u>0</u>	<u>80,000</u>
Total Expenditures and Transfer Out	<u>724,086</u>	<u>998,611</u>	<u>1,154,039</u>
Ending Balance	\$ <u><u>612,684</u></u>	\$ <u><u>458,274</u></u>	\$ <u><u>398,769</u></u>

**SAN PATRICIO COUNTY, TEXAS
ROAD & BRIDGE PRECINCT #1
BUDGET 2016**

	2014 <u>ACTUAL</u>	2015 <u>ESTIMATE</u>	2016 <u>BUDGET</u>
310-110 Ad Valorem - Current	\$ 559,746	\$ 548,259	\$ 739,841
310-120 Ad Valorem - Delinquent	<u>14,853</u>	<u>15,102</u>	<u>19,349</u>
General Property Taxes	<u>574,599</u>	<u>563,361</u>	<u>759,190</u>
320-101 Occupation Permits	<u>2,250</u>	<u>1,994</u>	<u>2,322</u>
Business Licenses/Permits	<u>2,250</u>	<u>1,994</u>	<u>2,322</u>
330-500 Lateral Road Distribution	4,399	4,225	5,554
330-501 Weight Permit Fees	<u>23,032</u>	<u>24,033</u>	<u>30,616</u>
State Shared Revenue	<u>27,431</u>	<u>28,258</u>	<u>36,170</u>
340-501 Motor Vehicle Registration	74,072	64,216	81,947
340-503 MVR-Road & Bridge Fee	108,765	105,507	139,230
340-505 Maintenance Charges	<u>0</u>	<u>0</u>	<u>0</u>
Other Fees	<u>182,837</u>	<u>169,723</u>	<u>221,177</u>
350-111 County Clerk	35,557	39,305	51,057
350-112 District Clerk	21,588	15,946	20,418
350-501 L&W Fines	<u>2,834</u>	<u>1,756</u>	<u>1,700</u>
Fines	<u>59,979</u>	<u>57,007</u>	<u>73,175</u>
360-101 Interest Earnings	<u>681</u>	<u>794</u>	<u>1,000</u>
Investment Earnings	<u>681</u>	<u>794</u>	<u>1,000</u>
370-100 Sale of Fixed Assets	15,529	22,000	0
370-305 Road Material Sales	1,101	303	500
370-401 Refunds, Sundry	<u>2,662</u>	<u>761</u>	<u>1,000</u>
Other Revenue	<u>19,293</u>	<u>23,064</u>	<u>1,500</u>
Total Revenues	<u>\$ 867,069</u>	<u>\$ 844,201</u>	<u>\$ 1,094,534</u>

**SAN PATRICIO COUNTY, TEXAS
ROAD & BRIDGE PRECINCT #1
BUDGET 2016**

	2014 <u>ACTUAL</u>	2015 <u>ESTIMATE</u>	2016 <u>BUDGET</u>
721 Road & Bridge Pct. #1			
101 Elected Officials	\$ 62,574	\$ 65,703	\$ 67,674
110 Regular Employees	198,902	202,147	246,336
115 Temporary Employees	11,240	5,637	11,190
185 Phone Allowance	1,800	1,800	1,800
190 Longevity Pay	3,174	3,189	3,731
195 Overtime	1,761	1,482	700
210 Group Insurance	54,404	53,913	71,550
220 Social Security Taxes	20,790	20,834	25,355
230 Retirement Contributions	29,189	29,416	34,138
250 Unemployment Insurance	261	711	1,048
260 Workers' Compensation Ins	6,337	5,407	8,225
Personal Services	<u>390,431</u>	<u>390,239</u>	<u>471,747</u>
312 Conference and Assoc Dues	890	1,240	1,500
330 Pre-Employment Physicals	280	266	272
332 Attorney Fees	0	0	100
336 Engineering/Architectural	0	0	750
410 Utilities	7,333	6,844	10,000
421 Waste Disposal	2,044	500	1,000
430 Building Repairs/Maint	7,108	750	1,500
432 Vehicle Repairs/Maint	2,895	2,472	4,700
434 Equipment Repairs/Maint	1,800	22,355	13,000
442 Vehicle/Equipment Rental	0	1,500	6,000
450 Construction Services	0	0	0
451 Sealcoating	26,750	250,800	150,000
520 Insurance/Bond Premiums	5,895	4,180	13,510
530 Telephone	1,133	1,466	2,000
538 Postage	60	136	150
540 Public Notices	0	280	200
580 Travel	2,342	6,200	5,000
588 Hauling Charges	0	0	13,800
596 Econ Dev 381 Payments	0	0	12,870
598 Misc Services & Charges	2,097	2,697	2,000
Other Services and Charges	<u>60,626</u>	<u>301,686</u>	<u>238,352</u>
602 Repair Materials	51,586	51,537	100,000
604 Repair Parts	16,095	15,590	9,500
608 Signage	6,523	1,099	2,000
610 General Supplies	7,089	9,283	10,190
626 Fuel, Oil, Lubricants	102,101	41,708	55,000
627 Automotive Supplies	6,977	7,168	6,000
641 Books, Subscriptions	0	0	50
650 NCO Furniture/Equipment	4,950	1,310	2,500
698 Other Supplies	1,637	1,000	1,200
Supplies	<u>196,958</u>	<u>128,695</u>	<u>186,440</u>

**SAN PATRICIO COUNTY, TEXAS
ROAD & BRIDGE PRECINCT #1
BUDGET 2016**

	2014 <u>ACTUAL</u>	2015 <u>ESTIMATE</u>	2016 <u>BUDGET</u>
740 Machinery and Equipment	\$ 41,070	\$ 177,991	\$ 177,500
Capital Outlay	<u>41,070</u>	<u>177,991</u>	<u>177,500</u>
900 Operating Transfers Out			
720 Capital Improvements	35,000	0	20,000
999 Contingency Transfers	<u>0</u>	<u>0</u>	<u>60,000</u>
Operating Transfers Out	<u>35,000</u>	<u>0</u>	<u>80,000</u>
Road & Bridge Pct. #1	<u>\$ 724,086</u>	<u>\$ 998,611</u>	<u>\$ 1,154,039</u>

**SAN PATRICIO COUNTY, TEXAS
ROAD & BRIDGE PRECINCT #2
BUDGET 2016**

	2014 <u>ACTUAL</u>	2015 <u>ESTIMATE</u>	2016 <u>BUDGET</u>
Beginning Balance	\$ <u>0</u> \$ 724,462	\$ <u>952,784</u>	\$ <u>981,317</u>
Revenues	1,224,045	1,167,966	1,178,384
Transfers In	<u>0</u>	<u>0</u>	<u>0</u>
Total Revenues and Transfers In	<u>1,224,045</u>	<u>1,167,966</u>	<u>1,178,384</u>
Available Resources	<u>1,948,508</u>	<u>2,120,750</u>	<u>2,159,701</u>
Expenditures	950,724	1,094,433	1,496,533
Transfers Out	<u>45,000</u>	<u>45,000</u>	<u>70,000</u>
Total Expenditures and Transfer Out	<u>995,724</u>	<u>1,139,433</u>	<u>1,566,533</u>
Ending Balance	\$ <u><u>952,784</u></u>	\$ <u><u>981,317</u></u>	\$ <u><u>593,168</u></u>

**SAN PATRICIO COUNTY, TEXAS
ROAD & BRIDGE PRECINCT #2
BUDGET 2016**

	2014 <u>ACTUAL</u>	2015 <u>ESTIMATE</u>	2016 <u>BUDGET</u>
310-110 Ad Valorem - Current	\$ 795,642	\$ 779,314	\$ 797,077
310-120 Ad Valorem - Delinquent	<u>21,112</u>	<u>21,466</u>	<u>20,845</u>
General Property Taxes	<u>816,754</u>	<u>800,780</u>	<u>817,922</u>
320-101 Occupation Permits	<u>3,198</u>	<u>2,835</u>	<u>2,501</u>
Business Licenses/Permits	<u>3,198</u>	<u>2,835</u>	<u>2,501</u>
330-500 Lateral Road Distribution	6,253	6,006	5,984
330-501 Weight Permit Fees	<u>32,734</u>	<u>34,161</u>	<u>32,985</u>
State Shared Revenue	<u>38,987</u>	<u>40,167</u>	<u>38,969</u>
340-501 Motor Vehicle Registration	105,287	91,278	88,286
340-503 MVR-Road & Bridge Fee	154,602	150,398	150,001
340-505 Maintenance Charges	<u>0</u>	<u>0</u>	<u>0</u>
Other Fees	<u>259,889</u>	<u>241,676</u>	<u>238,287</u>
350-111 County Clerk	50,542	55,869	55,007
350-112 District Clerk	30,685	22,666	21,998
350-501 L&W Fines	<u>2,833</u>	<u>1,756</u>	<u>1,700</u>
Fines	<u>84,060</u>	<u>80,291</u>	<u>78,705</u>
360-101 Interest Earnings	<u>1,054</u>	<u>1,219</u>	<u>1,500</u>
Investment Earnings	<u>1,054</u>	<u>1,219</u>	<u>1,500</u>
370-100 Sale of Fixed Assets	17,667	0	0
370-401 Refunds, Sundry	<u>2,436</u>	<u>998</u>	<u>500</u>
Other Revenue	<u>20,103</u>	<u>998</u>	<u>500</u>
Total Revenues	\$ <u>1,224,045</u>	\$ <u>1,167,966</u>	\$ <u>1,178,384</u>

**SAN PATRICIO COUNTY, TEXAS
ROAD & BRIDGE PRECINCT #2
BUDGET 2016**

	2014 <u>ACTUAL</u>	2015 <u>ESTIMATE</u>	2016 <u>BUDGET</u>
722 Road & Bridge Pct. #2			
101 Elected Officials	\$ 62,574	\$ 65,703	\$ 67,674
110 Regular Employees	342,429	342,292	420,319
115 Temporary Employees	4,043	5,392	10,846
185 Phone Allowance	1,800	1,800	1,800
190 Longevity Pay	4,218	4,109	4,393
195 Overtime	2,949	5,389	13,000
210 Group Insurance	77,819	76,930	95,400
220 Social Security Taxes	30,760	31,106	39,631
230 Retirement Contributions	45,068	45,034	53,356
250 Unemployment Insurance	398	1,166	1,794
260 Workers' Compensation Ins	11,280	10,310	14,674
Personal Services	<u>583,339</u>	<u>589,231</u>	<u>722,887</u>
312 Conference and Assoc Dues	2,230	3,120	4,000
330 Pre-Employment Physicals	209	486	1,000
332 Attorney Fees	0	0	0
336 Engineering/Architectural	0	500	1,000
410 Utilities	7,682	5,376	9,000
421 Waste Disposal	1,075	1,556	8,000
430 Building Repairs/Maint	706	5,000	10,000
432 Vehicle Repairs/Maint	2,871	5,280	10,000
434 Equipment Repairs/Maint	4,478	17,433	16,000
442 Vehicle/Equipment Rental	3,240	2,880	9,000
450 Construction Services	0	1,500	3,000
520 Insurance/Bond Premiums	11,257	7,810	19,000
530 Telephone	10,214	10,890	12,000
538 Postage	10	40	80
540 Public Notices	56	500	1,000
580 Travel	7,170	9,339	11,000
596 Econ Dev 381 Payments	0	0	13,866
598 Misc Services & Charges	5,154	3,015	7,000
Other Services and Charges	<u>56,352</u>	<u>74,725</u>	<u>134,946</u>
602 Repair Materials	129,508	155,058	300,000
604 Repair Parts	17,138	21,207	32,000
608 Signage	3,833	2,068	8,000
610 General Supplies	16,457	19,750	19,000
626 Fuel, Oil, Lubricants	79,305	48,436	99,000
627 Automotive Supplies	12,841	28,076	29,000
641 Books, Subscriptions	272	950	700
650 NCO Furniture/Equipment	1,852	9,200	17,000
698 Other Supplies	2,679	2,130	4,000
Supplies	<u>263,886</u>	<u>286,875</u>	<u>508,700</u>

**SAN PATRICIO COUNTY, TEXAS
ROAD & BRIDGE PRECINCT #2
BUDGET 2016**

	2014 <u>ACTUAL</u>	2015 <u>ESTIMATE</u>	2016 <u>BUDGET</u>
740 Machinery and Equipment Capital Outlay	\$ <u>47,146</u>	\$ <u>143,602</u>	\$ <u>130,000</u>
	<u>47,146</u>	<u>143,602</u>	<u>130,000</u>
900 Operating Transfers Out			
720 Capital Improvements	45,000	45,000	45,000
999 Contingency Transfers	<u>0</u>	<u>0</u>	<u>25,000</u>
Operating Transfers Out	<u>45,000</u>	<u>45,000</u>	<u>70,000</u>
Road & Bridge Pct. #2	\$ <u>995,724</u>	\$ <u>1,139,433</u>	\$ <u>1,566,533</u>

**SAN PATRICIO COUNTY, TEXAS
ROAD & BRIDGE PRECINCT #3
BUDGET 2016**

	2014 <u>ACTUAL</u>	2015 <u>ESTIMATE</u>	2016 <u>BUDGET</u>
Beginning Balance	\$ <u>0</u> \$ 592,523	\$ <u>893,116</u>	\$ <u>831,966</u>
Revenues	2,062,741	1,953,727	1,970,240
Transfers In	<u>0</u>	<u>0</u>	<u>0</u>
Total Revenues and Transfers In	<u>2,062,741</u>	<u>1,953,727</u>	<u>1,970,240</u>
Available Resources	<u>2,655,264</u>	<u>2,846,843</u>	<u>2,802,206</u>
Expenditures	1,401,084	1,974,877	2,323,522
Transfers Out	<u>361,064</u>	<u>40,000</u>	<u>80,000</u>
Total Expenditures and Transfer Out	<u>1,762,148</u>	<u>2,014,877</u>	<u>2,403,522</u>
Ending Balance	\$ <u><u>893,116</u></u>	\$ <u><u>831,966</u></u>	\$ <u><u>398,684</u></u>

**SAN PATRICIO COUNTY, TEXAS
ROAD & BRIDGE PRECINCT #3
BUDGET 2016**

	2014 <u>ACTUAL</u>	2015 <u>ESTIMATE</u>	2016 <u>BUDGET</u>
310-110 Ad Valorem - Current	\$ 1,329,206	\$ 1,301,929	\$ 1,331,603
310-120 Ad Valorem - Delinquent	<u>35,270</u>	<u>35,861</u>	<u>34,825</u>
General Property Taxes	<u>1,364,476</u>	<u>1,337,790</u>	<u>1,366,428</u>
320-101 Occupation Permits	<u>5,343</u>	<u>4,736</u>	<u>4,179</u>
Business Licenses/Permits	<u>5,343</u>	<u>4,736</u>	<u>4,179</u>
330-500 Lateral Road Distribution	10,446	10,034	9,997
330-501 Weight Permit Fees	<u>54,689</u>	<u>57,070</u>	<u>55,105</u>
State Shared Revenue	<u>65,135</u>	<u>67,104</u>	<u>65,102</u>
340-501 Motor Vehicle Registration	175,896	152,490	147,492
340-503 MVR-Road & Bridge Fee	258,279	251,256	250,593
340-505 Maintenance Charges	0	0	0
340-601 Waste Disposal Fees	<u>2,856</u>	<u>3,970</u>	<u>2,500</u>
Other Fees	<u>437,031</u>	<u>407,716</u>	<u>400,585</u>
350-111 County Clerk	84,436	93,334	91,896
350-112 District Clerk	51,263	37,866	36,750
350-501 L&W Fines	<u>2,833</u>	<u>1,756</u>	<u>1,700</u>
Fines	<u>138,532</u>	<u>132,956</u>	<u>130,346</u>
360-101 Interest Earnings	<u>1,288</u>	<u>1,647</u>	<u>2,100</u>
Investment Earnings	<u>1,288</u>	<u>1,647</u>	<u>2,100</u>
370-100 Sale of Fixed Assets	43,832	0	0
370-305 Road Material Sales	2,100	400	500
370-401 Refunds, Sundry	<u>5,004</u>	<u>1,378</u>	<u>1,000</u>
Other Revenue	<u>50,936</u>	<u>1,778</u>	<u>1,500</u>
Total Revenues	\$ <u>2,062,741</u>	\$ <u>1,953,727</u>	\$ <u>1,970,240</u>

**SAN PATRICIO COUNTY, TEXAS
ROAD & BRIDGE PRECINCT #3
BUDGET 2016**

	2014 <u>ACTUAL</u>	2015 <u>ESTIMATE</u>	2016 <u>BUDGET</u>
723 Road & Bridge Pct. #3			
101 Elected Officials	\$ 62,574	\$ 65,703	\$ 67,674
110 Regular Employees	344,350	345,164	571,093
115 Temporary Employees	37,021	24,317	47,298
185 Phone Allowance	2,400	2,400	3,600
190 Longevity Pay	3,951	4,060	5,396
195 Overtime	24,297	44,014	20,000
210 Group Insurance	91,215	94,306	166,950
220 Social Security Taxes	35,935	36,649	54,705
230 Retirement Contributions	47,903	49,373	73,650
250 Unemployment Insurance	492	1,374	2,584
260 Workers' Compensation Ins	15,575	13,790	20,007
Personal Services	<u>665,712</u>	<u>681,150</u>	<u>1,032,957</u>
312 Conference and Assoc Dues	875	450	3,000
330 Pre-Employment Physicals	510	744	1,000
336 Engineering/Architectural	0	1,500	3,000
410 Utilities	12,420	12,765	20,000
421 Waste Disposal	10,460	9,600	15,000
430 Building Repairs/Maint	0	5,000	10,000
432 Vehicle Repairs/Maint	18,197	43,635	20,000
434 Equipment Repairs/Maint	16,527	7,346	30,000
442 Vehicle/Equipment Rental	10,800	7,621	10,000
450 Construction Services	0	2,500	5,000
451 Sealcoating	340,261	614,420	400,000
520 Insurance/Bond Premiums	15,112	8,886	35,000
530 Telephone	3,471	4,165	6,000
538 Postage	162	25	100
540 Public Notices	27	70	300
580 Travel	3,625	2,468	7,000
588 Hauling Charges	0	2,500	5,000
596 Econ Dev 381 Payments	0	0	23,165
598 Misc Services & Charges	5,569	9,062	10,000
Other Services and Charges	<u>438,016</u>	<u>732,757</u>	<u>603,565</u>
602 Repair Materials	132,870	312,330	350,000
604 Repair Parts	20,307	29,010	35,000
608 Signage	8,979	6,045	12,000
610 General Supplies	7,749	9,635	20,000
626 Fuel, Oil, Lubricants	101,796	86,660	140,000
627 Automotive Supplies	15,172	4,717	15,000
650 NCO Furniture/Equipment	8,209	3,990	10,000
698 Other Supplies	2,273	1,798	5,000
Supplies	<u>297,357</u>	<u>454,185</u>	<u>587,000</u>

**SAN PATRICIO COUNTY, TEXAS
ROAD & BRIDGE PRECINCT #3
BUDGET 2016**

		2014 <u>ACTUAL</u>	2015 <u>ESTIMATE</u>	2016 <u>BUDGET</u>
740	Machinery and Equipment Capital Outlay	\$ <u>0</u>	\$ <u>106,785</u>	\$ <u>100,000</u>
		<u>0</u>	<u>106,785</u>	<u>100,000</u>
900	Operating Transfers Out			
720	Capital Improvements	361,064	40,000	40,000
999	Contingency Transfers Transfers Out	<u>0</u>	<u>0</u>	<u>40,000</u>
		<u>361,064</u>	<u>40,000</u>	<u>80,000</u>
	Road & Bridge Pct. #3	\$ <u>1,762,148</u>	\$ <u>2,014,877</u>	\$ <u>2,403,522</u>

**SAN PATRICIO COUNTY, TEXAS
ROAD & BRIDGE PRECINCT #4
BUDGET 2016**

	2014 <u>ACTUAL</u>	2015 <u>ESTIMATE</u>	2016 <u>BUDGET</u>
Beginning Balance	\$ <u>0</u> <u>424,076</u>	\$ <u>568,622</u>	\$ <u>705,225</u>
Revenues	862,365	833,622	568,183
Transfers In	<u>0</u>	<u>0</u>	<u>0</u>
Total Revenues and Transfers In	<u>862,365</u>	<u>833,622</u>	<u>568,183</u>
Available Resources	<u>1,286,441</u>	<u>1,402,244</u>	<u>1,273,408</u>
Expenditures	717,819	673,019	678,434
Transfers Out	<u>0</u>	<u>24,000</u>	<u>0</u>
Total Expenditures and Transfer Out	<u>717,819</u>	<u>697,019</u>	<u>678,434</u>
Ending Balance	\$ <u><u>568,622</u></u>	\$ <u><u>705,225</u></u>	\$ <u><u>594,974</u></u>

**SAN PATRICIO COUNTY, TEXAS
ROAD & BRIDGE PRECINCT #4
BUDGET 2016**

	2014 <u>ACTUAL</u>	2015 <u>ESTIMATE</u>	2016 <u>BUDGET</u>
310-110 Ad Valorem - Current	\$ 559,746	\$ 548,259	\$ 381,670
310-120 Ad Valorem - Delinquent	<u>14,853</u>	<u>15,102</u>	<u>9,982</u>
General Property Taxes	<u>574,599</u>	<u>563,361</u>	<u>391,652</u>
320-101 Occupation Permits	<u>2,250</u>	<u>1,994</u>	<u>1,198</u>
Business Licenses/Permits	<u>2,250</u>	<u>1,994</u>	<u>1,198</u>
330-500 Lateral Road Distribution	4,399	4,225	2,865
330-501 Weight Permit Fees	<u>23,032</u>	<u>24,033</u>	<u>15,794</u>
State Shared Revenue	<u>27,431</u>	<u>28,258</u>	<u>18,659</u>
340-501 Motor Vehicle Registration	74,072	64,216	42,275
340-503 MVR-Road & Bridge Fee	108,765	105,807	71,826
340-505 Maintenance Charges	<u>0</u>	<u>0</u>	<u>0</u>
Other Fees	<u>182,837</u>	<u>170,023</u>	<u>114,101</u>
350-111 County Clerk	35,557	39,305	26,340
350-112 District Clerk	21,587	15,946	10,533
350-501 L&W Fines	<u>2,808</u>	<u>1,756</u>	<u>1,700</u>
Fines	<u>59,953</u>	<u>57,007</u>	<u>38,573</u>
360-101 Interest Earnings	<u>652</u>	<u>766</u>	<u>1,000</u>
Investment Earnings	<u>652</u>	<u>766</u>	<u>1,000</u>
370-100 Sale of Fixed Assets	6,931	0	0
370-101 Insurance Recovery-Assets	0	0	0
370-305 Road Material Sales	2,210	4,704	2,000
370-401 Refunds, Sundry	<u>5,503</u>	<u>7,509</u>	<u>1,000</u>
Other Revenue	<u>14,644</u>	<u>12,213</u>	<u>3,000</u>
Total Revenues	\$ <u>862,365</u>	\$ <u>833,622</u>	\$ <u>568,183</u>

**SAN PATRICIO COUNTY, TEXAS
ROAD & BRIDGE PRECINCT #4
BUDGET 2016**

	2014 <u>ACTUAL</u>	2015 <u>ESTIMATE</u>	2016 <u>BUDGET</u>
724 Road & Bridge Pct. #4			
101 Elected Officials	\$ 62,574	\$ 65,703	\$ 67,674
110 Regular Employees	193,732	208,045	224,801
115 Temporary Employees	4,500	2,314	3,245
185 Phone Allowance	2,400	2,400	2,400
190 Longevity Pay	3,627	3,348	3,211
195 Overtime	13,204	11,990	15,000
210 Group Insurance	43,867	45,700	55,650
220 Social Security Taxes	20,860	21,760	24,201
230 Retirement Contributions	30,096	30,908	32,582
250 Unemployment Insurance	239	713	989
260 Workers' Compensation Ins	5,997	5,399	7,621
Personal Services	<u>381,095</u>	<u>398,280</u>	<u>437,374</u>
312 Conference and Assoc Dues	280	790	1,000
330 Pre-Employment Physicals	218	436	120
336 Engineering/Architectural	0	600	600
341 Other Professional Services	0	0	0
410 Utilities	6,099	6,214	5,000
421 Waste Disposal	0	500	500
423 Janitorial Service	0	0	500
430 Building Repairs/Maint	2,594	4,506	3,000
432 Vehicle Repairs/Maint	1,043	8,698	9,000
434 Equipment Repairs/Maint	4,788	14,605	12,000
442 Vehicle/Equipment Rental	198	500	600
450 Construction Services	21,625	0	0
451 Sealcoating	105,742	74,976	39,000
520 Insurance/Bond Premiums	8,378	5,062	10,800
530 Telephone	3,686	3,271	2,400
538 Postage	9	196	180
540 Public Notices	192	225	120
580 Travel	809	1,107	5,400
588 Hauling Charges	0	0	0
596 Econ Dev 381 Payments	0	0	6,640
598 Misc Services & Charges	3,853	6,794	2,400
Other Services and Charges	<u>159,514</u>	<u>128,480</u>	<u>99,260</u>
602 Repair Materials	92,021	38,250	45,000
604 Repair Parts	2,937	18,628	6,000
608 Signage	1,586	1,369	1,500
610 General Supplies	13,415	26,713	4,200
626 Fuel, Oil, Lubricants	49,975	32,412	36,000
627 Automotive Supplies	14,115	18,387	9,000
650 NCO Furniture/Equipment	2,661	1,500	900
698 Other Supplies	500	1,000	1,200
Supplies	<u>177,210</u>	<u>138,259</u>	<u>103,800</u>

**SAN PATRICIO COUNTY, TEXAS
ROAD & BRIDGE PRECINCT #4
BUDGET 2016**

	2014 <u>ACTUAL</u>	2015 <u>ESTIMATE</u>	2016 <u>BUDGET</u>
740 Machinery and Equipment	\$ <u>0</u>	\$ <u>8,000</u>	\$ <u>38,000</u>
Capital Outlay	<u>0</u>	<u>8,000</u>	<u>38,000</u>
900 Operating Transfers Out			
720 Capital Improvements	0	24,000	0
999 Contingency Transfers	<u>0</u>	<u>0</u>	<u>0</u>
Operating Transfers Out	<u>0</u>	<u>24,000</u>	<u>0</u>
Road & Bridge Pct. #4	\$ <u>717,819</u>	\$ <u>697,019</u>	\$ <u>678,434</u>

**SAN PATRICIO COUNTY, TEXAS
INDIGENT HEALTH CARE
BUDGET 2016**

	2014 <u>ACTUAL</u>	2015 <u>ESTIMATE</u>	2016 <u>BUDGET</u>
Beginning Balance	\$ 101,243	\$ 10,122	\$ 14,014
Revenues	49	31	0
Transfers In	<u>341,800</u>	<u>400,000</u>	<u>400,000</u>
Total Revenues and Transfers In	<u>341,849</u>	<u>400,031</u>	<u>400,000</u>
Available Resources	<u>443,092</u>	<u>410,153</u>	<u>414,014</u>
Expenditures	432,970	396,139	400,000
Transfers Out	<u>0</u>	<u>0</u>	<u>0</u>
Total Expenditures and Transfer Out	<u>432,970</u>	<u>396,139</u>	<u>400,000</u>
Ending Balance	\$ <u>10,122</u>	\$ <u>14,014</u>	\$ <u>14,014</u>

**SAN PATRICIO COUNTY, TEXAS
INDIGENT HEALTH CARE
BUDGET 2016**

		2014 <u>ACTUAL</u>	2015 <u>ESTIMATE</u>	2016 <u>BUDGET</u>
330-371	State IHC Assistance Fund	\$ 0	\$ 0	\$ 0
	Grants	<u>0</u>	<u>0</u>	<u>0</u>
360-101	Interest Earnings	<u>49</u>	<u>31</u>	<u>0</u>
	Investment Earnings	<u>49</u>	<u>31</u>	<u>0</u>
370-401	Refunds, Sundry	0	0	0
390-010	General Fund	<u>341,800</u>	<u>400,000</u>	<u>400,000</u>
	Other Revenue and Transfers In	<u>341,800</u>	<u>400,000</u>	<u>400,000</u>
	Total Revenue and Transfers In	\$ <u>341,849</u>	\$ <u>400,031</u>	\$ <u>400,000</u>
760	Indigent Health Care			
331	Physician Services	\$ 85,526	\$ 71,737	\$ 93,600
335	Hospital/Medical Services	56,162	56,547	98,600
337	Outpatient Hospital Svcs	177,933	172,900	94,000
338	Lab & X-Ray Services	43,388	43,610	43,400
341	Other Professional Services	2,324	1,961	1,500
345	Skilled Nursing	0	0	50
361	Ambulatory Surgical Center	7,965	9,615	5,800
362	Colostomy Supplies/Equip	0	0	50
363	Dental Care	0	0	50
364	Diabetic Supplies/Equip	0	0	50
365	Durable Medical Equip	0	0	50
366	Hom/Community Health Care	0	0	50
661	Prescription Drugs	54,743	35,860	58,100
662	Diabetic Supplies/Equip	<u>4,929</u>	<u>3,909</u>	<u>4,700</u>
	Other Services and Charges	<u>432,970</u>	<u>396,139</u>	<u>400,000</u>
	Indigent Health Care	\$ <u>432,970</u>	\$ <u>396,139</u>	\$ <u>400,000</u>

**SAN PATRICIO COUNTY, TEXAS
DISTRICT COURT OPERATING
BUDGET 2016**

	2014 <u>ACTUAL</u>	2015 <u>ESTIMATE</u>	2016 <u>BUDGET</u>
Beginning Balance	\$ <u>72,652</u>	\$ <u>71,912</u>	\$ <u>48,188</u>
Revenues	285,543	295,396	316,328
Transfers In	<u>274,571</u>	<u>284,346</u>	<u>304,695</u>
Total Revenues and Transfers In	<u>560,114</u>	<u>579,742</u>	<u>621,023</u>
Available Resources	<u>632,766</u>	<u>651,654</u>	<u>669,211</u>
Expenditures	560,854	603,466	659,470
Transfers Out	<u>0</u>	<u>0</u>	<u>0</u>
Total Expenditures and Transfer Out	<u>560,854</u>	<u>603,466</u>	<u>659,470</u>
Ending Balance	\$ <u><u>71,912</u></u>	\$ <u><u>48,188</u></u>	\$ <u><u>9,741</u></u>

**SAN PATRICIO COUNTY, TEXAS
DISTRICT COURT OPERATING
BUDGET 2016**

	2014 <u>ACTUAL</u>	2015 <u>ESTIMATE</u>	2016 <u>BUDGET</u>
330-810 P/R Share-Aransas Co.	\$ 98,119	\$ 101,612	\$ 108,884
330-812 P/R Share-Bee Co.	134,993	139,799	149,804
330-814 P/R Share-Live Oak Co.	48,856	50,596	54,216
330-816 P/R Share-McMullen Co.	<u>2,996</u>	<u>3,102</u>	<u>3,324</u>
Shared Revenue with Local Gov'ts	<u>284,964</u>	<u>295,109</u>	<u>316,228</u>
360-101 Interest Earnings	<u>182</u>	<u>156</u>	<u>100</u>
Investment Earnings	<u>182</u>	<u>156</u>	<u>100</u>
370-401 Refunds, Sundry	397	131	0
390-010 General Fund	<u>274,571</u>	<u>284,346</u>	<u>304,695</u>
Other Revenue and Transfers In	<u>274,968</u>	<u>284,477</u>	<u>304,695</u>
Total Revenue and Transfers In	\$ <u><u>560,114</u></u>	\$ <u><u>579,742</u></u>	\$ <u><u>621,023</u></u>

**SAN PATRICIO COUNTY, TEXAS
DISTRICT COURT OPERATING
BUDGET 2016**

	<u>2014 ACTUAL</u>	<u>2015 ESTIMATE</u>	<u>2016 BUDGET</u>
460 District Court			
110 Regular Employees	\$ 404,052	\$ 424,256	\$ 442,470
115 Temporary Employees	0	0	10,000
190 Longevity Pay	3,002	3,111	3,522
210 Group Insurance	42,381	45,458	55,650
220 Social Security Taxes	30,335	31,767	34,884
230 Retirement Contributions	44,206	45,557	45,938
250 Unemployment Insurance	517	1,410	1,824
260 Workers' Compensation Ins	1,477	1,230	1,882
Personal Services	<u>525,968</u>	<u>552,789</u>	<u>596,170</u>
312 Conference and Assoc Dues	2,925	4,370	6,500
329 Court Reporter Services	0	0	0
330 Pre-Employment Physicals	0	0	100
434 Equipment Repairs/Maint	0	350	700
520 Insurance/Bond Premiums	4,414	4,500	9,000
530 Telephone	4,607	4,294	4,000
538 Postage	4,548	5,231	5,000
540 Public Notices	43	0	500
580 Travel	3,630	2,799	11,000
598 Misc Services & Charges	10,919	22,758	20,000
Other Services and Charges	<u>31,085</u>	<u>44,302</u>	<u>56,800</u>
610 General Supplies	3,801	5,125	4,000
650 NCO Furniture/Equipment	0	1,250	2,500
Supplies	<u>3,801</u>	<u>6,375</u>	<u>6,500</u>
740 Machinery and Equipment	0	0	0
Capital Outlay	<u>0</u>	<u>0</u>	<u>0</u>
District Court	<u>\$ 560,854</u>	<u>\$ 603,466</u>	<u>\$ 659,470</u>

**SAN PATRICIO COUNTY, TEXAS
DISTRICT ATTORNEY OPERATING
BUDGET 2016**

	2014 <u>ACTUAL</u>	2015 <u>ESTIMATE</u>	2016 <u>BUDGET</u>
Beginning Balance	\$ 61,502	\$ 53,621	\$ 2,613
Revenues	136,179	98,700	13,150
Transfers In	<u>350,266</u>	<u>369,991</u>	<u>520,000</u>
Total Revenues and Transfers In	<u>486,445</u>	<u>468,691</u>	<u>533,150</u>
Available Resources	<u>547,947</u>	<u>522,312</u>	<u>535,763</u>
Expenditures	494,326	519,699	526,325
Transfers Out	<u>0</u>	<u>0</u>	<u>0</u>
Total Expenditures and Transfer Out	<u>494,326</u>	<u>519,699</u>	<u>526,325</u>
Ending Balance	\$ <u>53,621</u>	\$ <u>2,613</u>	\$ <u>9,438</u>

**SAN PATRICIO COUNTY, TEXAS
DISTRICT ATTORNEY OPERATING
BUDGET 2016**

	2014 <u>ACTUAL</u>	2015 <u>ESTIMATE</u>	2016 <u>BUDGET</u>
330-413 State D. A. Supplement	\$ 0	\$ 0	\$ 4,200
330-153 Asst Prosecutor Longevity	5,940	6,320	6,900
330-810 P/R Share-Aransas Co.	<u>127,366</u>	<u>89,607</u>	<u>0</u>
Shared Revenue with Other Gov'ts	<u>133,306</u>	<u>95,927</u>	<u>11,100</u>
340-110 District Attorney Fee	2,650	2,241	2,000
360-101 Interest Earnings	<u>107</u>	<u>52</u>	<u>50</u>
Investment Earnings	<u>2,757</u>	<u>2,293</u>	<u>2,050</u>
370-401 Refunds, Sundry	116	480	0
390-010 General Fund	<u>350,266</u>	<u>369,991</u>	<u>520,000</u>
Other Revenue and Transfers In	<u>350,382</u>	<u>370,471</u>	<u>520,000</u>
Total Revenue and Transfers In	\$ <u><u>486,445</u></u>	\$ <u><u>468,691</u></u>	\$ <u><u>533,150</u></u>

**SAN PATRICIO COUNTY, TEXAS
DISTRICT ATTORNEY OPERATING
BUDGET 2016**

	2014 <u>ACTUAL</u>	2015 <u>ESTIMATE</u>	2016 <u>BUDGET</u>
467 District Attorney			
101 Elected Officials	\$ 10,000	\$ 10,000	\$ 10,540
110 Regular Employees	298,638	313,570	322,977
115 Temporary Employees	0	0	1,100
185 Phone Allowance	3,120	3,120	3,120
190 Longevity Pay	8,706	9,248	12,759
195 Overtime	5,173	2,048	0
210 Group Insurance	44,308	47,520	52,224
220 Social Security Taxes	22,893	23,695	26,812
230 Retirement Contributions	35,521	36,183	36,101
250 Unemployment Insurance	406	1,086	1,356
260 Workers' Compensation Ins	922	904	1,336
Personal Services	<u>429,687</u>	<u>447,374</u>	<u>468,325</u>
312 Conference and Assoc Dues	2,820	1,760	3,200
321 Other Costs of Court	0	0	100
329 Court Reporter Services	294	2,637	1,500
330 Pre-Employment Physicals	46	0	100
341 Other Professional Services	1,050	5,700	3,500
432 Vehicle Repairs/Maint	2,946	3,860	3,000
434 Equipment Repairs/Maint	948	1,896	2,700
520 Insurance/Bond Premiums	2,944	2,908	16,800
530 Telephone	4,594	4,754	3,500
538 Postage	966	1,480	1,800
580 Travel	7,237	1,816	2,400
597 Investigative Expense	0	0	100
598 Misc Services & Charges	23,526	31,422	5,000
Other Services and Charges	<u>47,370</u>	<u>58,233</u>	<u>43,700</u>
610 General Supplies	6,287	4,522	3,500
626 Fuel, Oil, Lubricants	10,060	8,670	9,000
627 Automotive Supplies	0	150	300
641 Books, Subscriptions	922	750	1,500
Supplies	<u>17,269</u>	<u>14,092</u>	<u>14,300</u>
740 Machinery and Equipment	<u>0</u>	<u>0</u>	<u>0</u>
Capital Outlay	<u>0</u>	<u>0</u>	<u>0</u>
District Attorney	\$ <u>494,326</u>	\$ <u>519,699</u>	\$ <u>526,325</u>

**SAN PATRICIO COUNTY, TEXAS
INTOXILIZER PROGRAM
BUDGET 2016**

	2014 <u>ACTUAL</u>	2015 <u>ESTIMATE</u>	2016 <u>BUDGET</u>
Beginning Balance	\$ 8,744	\$ 3,354	\$ 8,792
Revenues	52,073	59,244	52,810
Transfers In	<u>42,583</u>	<u>48,440</u>	<u>43,200</u>
Total Revenues and Transfers In	<u>94,656</u>	<u>107,684</u>	<u>96,010</u>
Available Resources	<u>103,400</u>	<u>111,038</u>	<u>104,802</u>
Expenditures	100,046	102,246	101,185
Transfers Out	<u>0</u>	<u>0</u>	<u>0</u>
Total Expenditures and Transfer Out	<u>100,046</u>	<u>102,246</u>	<u>101,185</u>
Ending Balance	\$ <u><u>3,354</u></u>	\$ <u><u>8,792</u></u>	\$ <u><u>3,617</u></u>

**SAN PATRICIO COUNTY, TEXAS
INTOXILIZER PROGRAM
BUDGET 2016**

	2014 <u>ACTUAL</u>	2015 <u>ESTIMATE</u>	2016 <u>BUDGET</u>
330-805 Local Gov't Contributions	\$ 0	\$ 0	\$ 0
330-810 P/R Share-Aransas Co.	9,463	10,765	9,600
330-818 P/R Share-Nueces Co.	<u>42,583</u>	<u>48,440</u>	<u>43,200</u>
Shared Revenue with Local Gov'ts	<u>52,046</u>	<u>59,205</u>	<u>52,800</u>
360-101 Interest Earnings	<u>27</u>	<u>19</u>	<u>10</u>
Investment Earnings	<u>27</u>	<u>19</u>	<u>10</u>
370-401 Refunds, Sundry	0	20	0
390-010 General Fund	<u>42,583</u>	<u>48,440</u>	<u>43,200</u>
Other Revenue and Transfers In	<u>42,583</u>	<u>48,460</u>	<u>43,200</u>
Total Revenue and Transfers In	\$ <u><u>94,656</u></u>	\$ <u><u>107,684</u></u>	\$ <u><u>96,010</u></u>

**SAN PATRICIO COUNTY, TEXAS
INTOXILIZER PROGRAM
BUDGET 2016**

	<u>2014 ACTUAL</u>	<u>2015 ESTIMATE</u>	<u>2016 BUDGET</u>
666 Intoxilizer Program			
110 Regular Employees	\$ 70,374	\$ 73,893	\$ 61,800
185 Phone Allowance	480	480	600
190 Longevity Pay	567	594	18
210 Group Insurance	6,950	5,592	7,950
220 Social Security Taxes	5,325	5,719	4,775
230 Retirement Contributions	7,756	7,992	6,429
250 Unemployment Insurance	91	247	250
260 Workers' Compensation Ins	230	211	263
Personal Services	<u>91,773</u>	<u>94,728</u>	<u>82,085</u>
312 Conference and Assoc Dues	150	150	1,000
434 Equipment Repairs/Maint	0	750	4,000
520 Insurance/Bond Premiums	643	766	1,000
530 Telephone	0	0	0
538 Postage	49	25	100
580 Travel	1,909	1,554	4,000
598 Misc Services & Charges	<u>3,068</u>	<u>3,723</u>	<u>4,000</u>
Other Services and Charges	<u>5,819</u>	<u>6,968</u>	<u>14,100</u>
610 General Supplies	794	550	2,100
650 NCO Furniture/Equipment	<u>1,659</u>	<u>0</u>	<u>2,900</u>
Supplies	<u>2,454</u>	<u>550</u>	<u>5,000</u>
740 Machinery and Equipment	<u>0</u>	<u>0</u>	<u>0</u>
Capital Outlay	<u>0</u>	<u>0</u>	<u>0</u>
Intoxilizer Program	<u>\$ 100,046</u>	<u>\$ 102,246</u>	<u>\$ 101,185</u>

**SAN PATRICIO COUNTY, TEXAS
WOMEN, INFANTS AND CHILDREN PROGRAM
BUDGET 2016**

	2014 <u>ACTUAL</u>	2015 <u>ESTIMATE</u>	2016 <u>BUDGET</u>
Beginning Balance	\$ 48,448	\$ 41,164	\$ 1,685
Revenues	501,078	596,218	616,755
Transfers In	<u>0</u>	<u>0</u>	<u>0</u>
Total Revenues and Transfers In	<u>501,078</u>	<u>596,218</u>	<u>616,755</u>
Available Resources	<u>549,527</u>	<u>637,382</u>	<u>618,440</u>
Expenditures	508,363	635,697	616,755
Transfers Out	<u>0</u>	<u>0</u>	<u>0</u>
Total Expenditures and Transfer Out	<u>508,363</u>	<u>635,697</u>	<u>616,755</u>
Ending Balance	\$ <u>41,164</u>	\$ <u>1,685</u>	\$ <u>1,685</u>

**SAN PATRICIO COUNTY, TEXAS
WOMEN, INFANTS AND CHILDREN PROGRAM
BUDGET 2016**

	2014 <u>ACTUAL</u>	2015 <u>ESTIMATE</u>	2016 <u>BUDGET</u>
330-565 WIC Grant	\$ 501,078	\$ 596,118	\$ 616,755
360-101 Interest Earnings	0	0	0
370-401 Refunds, Sundry	<u>0</u>	<u>100</u>	<u>0</u>
Total Revenue	\$ <u>501,078</u>	\$ <u>596,218</u>	\$ <u>616,755</u>
748 W I C			
110 Regular Employees	\$ 307,288	\$ 331,319	\$ 358,948
115 Temporary Employees	0	0	18,602
185 Phone Allowance	600	600	600
190 Longevity Pay	2,591	2,724	3,568
195 Overtime	6,619	6,706	8,000
210 Group Insurance	68,248	76,580	95,400
220 Social Security Taxes	23,498	24,973	29,816
230 Retirement Contributions	34,437	36,370	40,141
250 Unemployment Insurance	440	1,124	1,560
260 Workers' Compensation Ins	445	479	700
Personal Services	<u>444,167</u>	<u>480,875</u>	<u>557,335</u>
312 Conference and Assoc Dues	2,263	1,345	3,000
330 Pre-Employment Physicals	0	75	150
341 Other Professional Services	15,072	14,857	5,000
410 Utilities	2,919	1,237	2,000
421 Waste Disposal	75	140	0
430 Building Repairs/Maint	0	0	0
434 Equipment Repairs/Maint	1,855	149	1,320
441 Building/Office Rental	1,920	1,920	1,920
450 Construction Services	0	64,939	0
520 Insurance/Bond Premiums	350	273	0
530 Telephone	4,328	8,657	6,000
538 Postage	127	139	1,500
540 Public Notices	135	215	1,430
580 Travel	12,666	10,882	12,000
598 Misc Services & Charges	881	47	100
Other Services and Charges	<u>42,590</u>	<u>104,875</u>	<u>34,420</u>
610 General Supplies	14,867	46,701	10,000
650 NCO Furniture/Equipment	6,739	0	5,000
698 Other Supplies	0	3,246	10,000
Supplies	<u>21,606</u>	<u>49,947</u>	<u>25,000</u>
740 Machinery and Equipment	<u>0</u>	<u>0</u>	<u>0</u>
Capital Outlay	<u>0</u>	<u>0</u>	<u>0</u>
WIC	\$ <u>508,363</u>	\$ <u>635,697</u>	\$ <u>616,755</u>

**SAN PATRICIO COUNTY, TEXAS
LAW LIBRARY
BUDGET 2016**

	2014 <u>ACTUAL</u>	2015 <u>ESTIMATE</u>	2016 <u>BUDGET</u>
Beginning Balance	\$ 5,630	\$ 37,477	\$ 32,053
Revenues	59,754	58,727	57,005
Transfers In	<u>24,000</u>	<u>0</u>	<u>0</u>
Total Revenues and Transfers In	<u>83,754</u>	<u>58,727</u>	<u>57,005</u>
Available Resources	<u>89,384</u>	<u>96,204</u>	<u>89,058</u>
Expenditures	51,907	64,151	68,309
Transfers Out	<u>0</u>	<u>0</u>	<u>0</u>
Total Expenditures and Transfer Out	<u>51,907</u>	<u>64,151</u>	<u>68,309</u>
Ending Balance	\$ <u><u>37,477</u></u>	\$ <u><u>32,053</u></u>	\$ <u><u>20,749</u></u>

**SAN PATRICIO COUNTY, TEXAS
LAW LIBRARY
BUDGET 2016**

	2014 ACTUAL	2015 ESTIMATE	2016 BUDGET
340-317 Law Library-County Clerk	\$ 36,282	\$ 34,441	\$ 34,000
340-319 Law Library-Dist Clerk	23,448	24,248	23,000
360-101 Interest Earnings	24	37	5
370-401 Refunds, Sundry	0	1	0
390-010 General Fund	<u>24,000</u>	<u></u>	<u>0</u>
Total Revenue	\$ <u>83,754</u>	\$ <u>58,727</u>	\$ <u>57,005</u>
480 Law Library			
110 Regular Employees	\$ 4842	\$ 5,084	\$ 5,237
115 Temporary Employees	0	0	0
190 Longevity Pay	0	0	0
210 Group Insurance	1364	1,165	1,590
220 Social Security Taxes	370	389	401
230 Retirement Contributions	526	542	539
250 Unemployment Insurance	0	0	21
260 Workers' Compensation Ins	13	14	21
Personal Services	<u>7,115</u>	<u>7,194</u>	<u>7,809</u>
520 Insurance/Bond Premiums	52	47	200
540 Public Notices	0	0	100
598 Misc Services & Charges	0	0	100
Other Services and Charges	<u>52</u>	<u>47</u>	<u>400</u>
610 General Supplies	0	0	100
641 Books, Subscriptions	44,740	54,410	58,000
650 NCO Furniture/Equipment	0	2,500	2,000
Supplies	<u>44,740</u>	<u>56,910</u>	<u>60,100</u>
740 Machinery and Equipment	0	0	0
Capital Outlay	<u>0</u>	<u>0</u>	<u>0</u>
Law Library	\$ <u>51,907</u>	\$ <u>64,151</u>	\$ <u>68,309</u>

**SAN PATRICIO COUNTY, TEXAS
COURTHOUSE SECURITY FUND
BUDGET 2016**

	2014 <u>ACTUAL</u>	2015 <u>ESTIMATE</u>	2016 <u>BUDGET</u>
Beginning Balance	\$ 619,464	\$ 585,311	\$ 570,351
Revenues	48,476	44,001	46,400
Transfers In	<u>0</u>	<u>0</u>	<u>0</u>
Total Revenues and Transfers In	<u>48,476</u>	<u>44,001</u>	<u>46,400</u>
Available Resources	<u>667,939</u>	<u>629,312</u>	<u>616,751</u>
Expenditures	82,628	58,961	151,051
Transfers Out	<u>0</u>	<u>0</u>	<u>0</u>
Total Expenditures and Transfer Out	<u>82,628</u>	<u>58,961</u>	<u>151,051</u>
Ending Balance	\$ <u>585,311</u>	\$ <u>570,351</u>	\$ <u>465,700</u>

**SAN PATRICIO COUNTY, TEXAS
COURTHOUSE SECURITY FUND
BUDGET 2016**

	2014 <u>ACTUAL</u>	2015 <u>ESTIMATE</u>	2016 <u>BUDGET</u>
340-106 County Clerk	\$ 14,249	\$ 13,400	\$ 12,000
340-112 District Clerk	4,490	4,567	4,000
340-113 Justice Courts	29,180	25,516	30,000
360-101 Interest Earnings	<u>557</u>	<u>518</u>	<u>400</u>
Total Revenue	\$ <u>48,476</u>	\$ <u>44,001</u>	\$ <u>46,400</u>
670 Courthouse Security			
110 Regular Employees	\$ 25,968	\$ 26,946	\$ 29,595
190 Longevity Pay	0	0	42
195 Overtime	747	1,908	0
210 Group Insurance	1,472	5,828	7,950
220 Social Security Taxes	2,018	2,132	2,267
230 Retirement Contributions	2,901	3,076	3,053
250 Unemployment Insurance	38	110	119
260 Workers' Compensation Ins	478	481	625
Personal Services	<u>33,623</u>	<u>40,481</u>	<u>43,651</u>
312 Conference and Assoc Dues	25	275	950
330 Pre-Employment Physicals	81	0	0
336 Engineering/Architectural	0	0	0
341 Other Professional Services	0	0	0
434 Equipment Repairs/Maint	1,838	2,000	4,000
442 Vehicle/Equipment Rental	0	0	0
520 Insurance/Bond Premiums	288	218	1,000
540 Public Notices	66	0	0
580 Travel	0	0	750
598 Misc Services & Charges	20,935	5,607	0
Other Services and Charges	<u>23,233</u>	<u>8,100</u>	<u>6,700</u>
610 General Supplies	3,034	380	700
650 NCO Furniture/Equipment	22,740	10,000	100,000
Supplies	<u>25,773</u>	<u>10,380</u>	<u>100,700</u>
740 Machinery and Equipment	0	0	0
Capital Outlay	<u>0</u>	<u>0</u>	<u>0</u>
Courthouse Security	\$ <u>82,628</u>	\$ <u>58,961</u>	\$ <u>151,051</u>

**SAN PATRICIO COUNTY, TEXAS
RECORDS MANAGEMENT FUND
BUDGET 2016**

	2014 <u>ACTUAL</u>	2015 <u>ESTIMATE</u>	2016 <u>BUDGET</u>
Beginning Balance	\$ 793,796	\$ 834,461	\$ 937,084
Revenues	244,785	241,779	226,000
Transfers In	<u>0</u>	<u>0</u>	<u>0</u>
Total Revenues and Transfers In	<u>244,785</u>	<u>241,779</u>	<u>226,000</u>
Available Resources	<u>1,038,581</u>	<u>1,076,240</u>	<u>1,163,084</u>
Expenditures	204,120	139,156	778,396
Transfers Out	<u>0</u>	<u>0</u>	<u>0</u>
Total Expenditures and Transfer Out	<u>204,120</u>	<u>139,156</u>	<u>778,396</u>
Ending Balance	\$ <u><u>834,461</u></u>	\$ <u><u>937,084</u></u>	\$ <u><u>384,688</u></u>

**SAN PATRICIO COUNTY, TEXAS
RECORDS MANAGEMENT FUND
BUDGET 2016**

	2014 ACTUAL	2015 ESTIMATE	2016 BUDGET
340-325 Records Mgmt - County Clerk	\$ 12,006	\$ 12,252	\$ 12,000
340-326 Records Mgmt - District Clerk	15,696	14,677	14,000
340-327 Rec Mgmt - County Clerk - Special	103,937	100,092	94,000
340-328 Co Clerk Records Archive Fee	95,717	96,004	88,000
340-329 Digital Record Preservation	1,233	3,161	2,600
340-330 Digital Record Preservation	8,394	7,771	7,700
340-331 Dist Clerk Archive Fee	7,065	7,074	7,000
360-101 Interest Earnings	737	748	700
390-010 General Fund	0	0	0
Total Revenue	\$ 244,785	\$ 241,779	\$ 226,000
403 County Clerk			
110 Regular Employees	\$ 22,173	\$ 24,547	\$ 48,252
115 Temporary Employees	0	0	0
190 Longevity Pay	278	303	1,070
195 Overtime	689	490	0
210 Group Insurance	6,950	7,456	15,900
220 Social Security Taxes	1,770	1,939	3,773
230 Retirement Contributions	2,513	2,701	5,080
250 Unemployment Insurance	28	84	198
260 Workers' Compensation Ins	141	124	203
Personal Services	<u>34,542</u>	<u>37,644</u>	<u>74,476</u>
312 Conference and Assoc Dues	0	0	100
341 Other Professional Services	128,915	55,000	75,000
410 Utilities	3,706	2,486	4,000
432 Vehicle Repairs/Maint	0	0	0
434 Equipment Repairs/Maint	0	5,000	10,000
450 Construction Services	0	0	0
520 Insurance/Bond Premiums	365	780	400
540 Public Notices	243	0	0
580 Travel	0	0	200
598 Misc Services & Charges	210	535	1,000
Other Services and Charges	<u>133,440</u>	<u>63,801</u>	<u>90,700</u>
610 General Supplies	2,316	1,920	3,500
650 NCO Furniture/Equipment	1,032	0	0
Supplies	<u>3,348</u>	<u>1,920</u>	<u>3,500</u>
740 Machinery and Equipment	0	0	5,800
Capital Outlay	<u>0</u>	<u>0</u>	<u>5,800</u>
County Clerk	<u>171,330</u>	<u>103,365</u>	<u>174,476</u>
404 Records Archive/Preservation			
341 Other Professional Services	0	0	500,000
Other Services and Charges	<u>0</u>	<u>0</u>	<u>500,000</u>
Records Archive/Preservation	<u>0</u>	<u>0</u>	<u>500,000</u>

**SAN PATRICIO COUNTY, TEXAS
RECORDS MANAGEMENT FUND
BUDGET 2016**

	<u>2014 ACTUAL</u>	<u>2015 ESTIMATE</u>	<u>2016 BUDGET</u>
465 District Clerk			
110 Regular Employees	\$ 20,725	\$ 23,144	\$ 23,890
190 Longevity Pay	132	156	204
195 Overtime	374	404	300
210 Group Insurance	6,950	7,456	7,950
220 Social Security Taxes	1,588	1,779	1,866
230 Retirement Contributions	2,306	2,532	2,513
250 Unemployment Insurance	27	78	97
260 Workers' Compensation Ins	68	56	100
Personal Services	<u>32,169</u>	<u>35,605</u>	<u>36,920</u>
312 Conference and Assoc Dues	0	0	0
434 Equipment Repairs/Maint	0	0	0
520 Insurance/Bond Premiums	622	186	0
580 Travel	0	0	0
598 Misc Services & Charges	0	0	20,000
Other Services and Charges	<u>622</u>	<u>186</u>	<u>20,000</u>
610 General Supplies	0	0	0
650 NCO Furniture/Equipment Supplies	<u>0</u>	<u>0</u>	<u>0</u>
740 Machinery and Equipment Capital Outlay	<u>0</u>	<u>0</u>	<u>0</u>
District Clerk	<u>32,790</u>	<u>35,791</u>	<u>56,920</u>
466 Records Archive/Preservation			
341 Other Professional Services	0	0	47,000
Other Services and Charges	<u>0</u>	<u>0</u>	<u>47,000</u>
Records Archive/Preservation	<u>0</u>	<u>0</u>	<u>47,000</u>
Records Management Fund	<u>\$ 204,120</u>	<u>\$ 139,156</u>	<u>\$ 778,396</u>

**SAN PATRICIO COUNTY, TEXAS
COURT TECHNOLOGY FEE FUND
BUDGET 2016**

	2014 <u>ACTUAL</u>	2015 <u>ESTIMATE</u>	2016 <u>BUDGET</u>
Beginning Balance	\$ 178,348	\$ 198,680	\$ 224,828
Revenues	36,363	32,205	32,100
Transfers In	<u>0</u>	<u>0</u>	<u>0</u>
Total Revenues and Transfers In	<u>36,363</u>	<u>32,205</u>	<u>32,100</u>
Available Resources	<u>214,711</u>	<u>230,885</u>	<u>256,928</u>
Expenditures	16,031	6,057	42,729
Transfers Out	<u>0</u>	<u>0</u>	<u>0</u>
Total Expenditures and Transfer Out	<u>16,031</u>	<u>6,057</u>	<u>42,729</u>
Ending Balance	\$ <u>198,680</u>	\$ <u>224,828</u>	\$ <u>214,199</u>

**SAN PATRICIO COUNTY, TEXAS
COURT TECHNOLOGY FEE FUND
BUDGET 2016**

	2014 <u>ACTUAL</u>	2015 <u>ESTIMATE</u>	2016 <u>BUDGET</u>
340-302 Justice Court Technology Fee	\$ 29,059	\$ 25,575	\$ 25,500
340-331 County Clerk Technology Fee	6,381	5,679	5,600
340-332 District Clerk Technology Fee	<u>756</u>	<u>775</u>	<u>800</u>
Total Charges for Services	<u>36,196</u>	<u>32,029</u>	<u>31,900</u>
360-101 Interest Earnings	<u>167</u>	<u>176</u>	<u>200</u>
Investment Earnings	<u>167</u>	<u>176</u>	<u>200</u>
Total Revenue	<u>\$ 36,363</u>	<u>\$ 32,205</u>	<u>\$ 32,100</u>
479 Justices of the Peace			
312 Conference and Assoc Dues	\$ 0	\$ 0	\$ 1,000
434 Equipment Repairs/Maint	822	1,558	2,100
530 Telephone	0	0	0
580 Travel	0	0	1,000
598 Misc Services & Charges	<u>0</u>	<u>0</u>	<u>0</u>
Other Services and Charges	<u>822</u>	<u>1,558</u>	<u>4,100</u>
610 General Supplies	1,733	1,549	3,000
650 NCO Furniture/Equipment	<u>13,476</u>	<u>2,950</u>	<u>35,629</u>
Supplies	<u>15,209</u>	<u>4,499</u>	<u>38,629</u>
740 Machinery and Equipment	<u>0</u>	<u>0</u>	<u>0</u>
Capital Outlay	<u>0</u>	<u>0</u>	<u>0</u>
Justices of the Peace	<u>\$ 16,031</u>	<u>\$ 6,057</u>	<u>\$ 42,729</u>

**SAN PATRICIO COUNTY, TEXAS
COURT REPORTER SERVICE FUND
BUDGET 2016**

	2014 <u>ACTUAL</u>	2015 <u>ESTIMATE</u>	2016 <u>BUDGET</u>
Beginning Balance	\$ 92,868	\$ 100,240	\$ 92,568
Revenues	14,815	14,008	14,050
Transfers In	<u>0</u>	<u>0</u>	<u>0</u>
Total Revenues and Transfers In	<u>14,815</u>	<u>14,008</u>	<u>14,050</u>
Available Resources	<u>107,683</u>	<u>114,248</u>	<u>106,618</u>
Expenditures	7,443	21,680	76,000
Transfers Out	<u>0</u>	<u>0</u>	<u>0</u>
Total Expenditures and Transfer Out	<u>7,443</u>	<u>21,680</u>	<u>76,000</u>
Ending Balance	\$ <u>100,240</u>	\$ <u>92,568</u>	\$ <u>30,618</u>

**SAN PATRICIO COUNTY, TEXAS
COURT REPORTER SERVICE FUND
BUDGET 2016**

	<u>2014 ACTUAL</u>	<u>2015 ESTIMATE</u>	<u>2016 BUDGET</u>
340-106 County Clerk	\$ 4,860	\$ 3,995	\$ 4,300
340-112 District Clerk	<u>9,867</u>	<u>9,924</u>	<u>9,700</u>
Total Charges for Services	<u>14,727</u>	<u>13,919</u>	<u>14,000</u>
360-101 Interest Earnings	<u>88</u>	<u>89</u>	<u>50</u>
Investment Earnings	<u>88</u>	<u>89</u>	<u>50</u>
370-401 Refunds, Sundry	<u>0</u>	<u>0</u>	<u>0</u>
Other Revenue & Transfers In	<u>0</u>	<u>0</u>	<u>0</u>
Total Revenue	<u>\$ 14,815</u>	<u>\$ 14,008</u>	<u>\$ 14,050</u>
450 County Court			
321 Other Costs of Court	\$ 0	\$ 0	\$ 1,000
329 Court Reporter Services	<u>72</u>	<u>12,500</u>	<u>25,000</u>
Other Services and Charges	<u>72</u>	<u>12,500</u>	<u>26,000</u>
460 District Court			
321 Other Costs of Court	0	0	1,000
329 Court Reporter Services	<u>7,371</u>	<u>9,180</u>	<u>49,000</u>
Other Services and Charges	<u>7,371</u>	<u>9,180</u>	<u>50,000</u>
District Court	<u>\$ 7,443</u>	<u>\$ 21,680</u>	<u>\$ 76,000</u>

**SAN PATRICIO COUNTY, TEXAS
COASTAL BEND COG GRANT
BUDGET 2016**

	2014 <u>ACTUAL</u>	2015 <u>ESTIMATE</u>	2016 <u>BUDGET</u>
Beginning Balance	\$ 84,454	\$ 77,670	\$ 260,069
Revenues	73	196,172	50
Transfers In	<u>0</u>	<u>0</u>	<u>0</u>
Total Revenues and Transfers In	<u>73</u>	<u>196,172</u>	<u>50</u>
Available Resources	<u>84,527</u>	<u>273,842</u>	<u>260,119</u>
Expenditures	6,857	13,773	257,984
Transfers Out	<u>0</u>	<u>0</u>	<u>0</u>
Total Expenditures and Transfer Out	<u>6,857</u>	<u>13,773</u>	<u>257,984</u>
Ending Balance	\$ <u>77,670</u>	\$ <u>260,069</u>	\$ <u>2,135</u>

**SAN PATRICIO COUNTY, TEXAS
COASTAL BEND COG GRANT
BUDGET 2016**

	2014 <u>ACTUAL</u>	2015 <u>ESTIMATE</u>	2016 <u>BUDGET</u>
330-276 SHS Grant	\$ 0	\$ 0	\$ 0
330-404 Coastal Bend COG-911 Funding	<u>0</u>	<u>196,103</u>	<u>0</u>
Total Charges for Services	<u>0</u>	<u>196,103</u>	<u>0</u>
360-101 Interest Earnings	<u>73</u>	<u>69</u>	<u>50</u>
Investment Earnings	<u>73</u>	<u>69</u>	<u>50</u>
Total Revenue	\$ <u><u>73</u></u>	\$ <u><u>196,172</u></u>	\$ <u><u>50</u></u>
660 County Sheriff			
312 Conference and Assoc Dues	\$ 0	\$ 500	\$ 16,000
434 Equipment Repairs/Maint	0	500	1,000
450 Construction Services	0	0	0
530 Telephone	0	400	800
580 Travel	0	1,500	18,000
598 Misc Services & Charges	<u>521</u>	<u>2,500</u>	<u>25,000</u>
Other Services and Charges	<u>521</u>	<u>5,400</u>	<u>60,800</u>
610 General Supplies	6,336	3,373	100,000
650 NCO Furniture/Equipment	<u>0</u>	<u>5,000</u>	<u>41,000</u>
Supplies	<u>6,336</u>	<u>8,373</u>	<u>141,000</u>
740 Machinery and Equipment	<u>0</u>	<u>0</u>	<u>56,184</u>
Capital Outlay	<u>0</u>	<u>0</u>	<u>56,184</u>
900 Operating Transfers Out			
010 General Fund	<u>0</u>	<u>0</u>	<u>0</u>
Operating Transfers Out	<u>0</u>	<u>0</u>	<u>0</u>
County Sheriff	\$ <u><u>6,857</u></u>	\$ <u><u>13,773</u></u>	\$ <u><u>257,984</u></u>

**SAN PATRICIO COUNTY, TEXAS
COMMUNICATIONS SYSTEM
BUDGET 2016**

	2014 <u>ACTUAL</u>	2015 <u>ESTIMATE</u>	2016 <u>BUDGET</u>
Beginning Balance	\$ 120,574	\$ 142,949	\$ 170,482
Revenues	81,133	171,551	80,050
Transfers In	<u>0</u>	<u>0</u>	<u>0</u>
Total Revenues and Transfers In	<u>81,133</u>	<u>171,551</u>	<u>80,050</u>
Available Resources	<u>201,706</u>	<u>314,500</u>	<u>250,532</u>
Expenditures	58,757	144,018	250,000
Transfers Out	<u>0</u>	<u>0</u>	<u>0</u>
Total Expenditures and Transfer Out	<u>58,757</u>	<u>144,018</u>	<u>250,000</u>
Ending Balance	\$ <u>142,949</u>	\$ <u>170,482</u>	\$ <u>532</u>

**SAN PATRICIO COUNTY, TEXAS
COMMUNICATIONS SYSTEM
BUDGET 2016**

	2014 <u>ACTUAL</u>	2015 <u>ESTIMATE</u>	2016 <u>BUDGET</u>
330-405 SHSP Grant	0 \$	0 \$	0
340-405 Radio Maintenance Fee	<u>79,950</u>	<u>71,425</u>	<u>80,000</u>
Total Charges for Services	<u>79,950</u>	<u>71,425</u>	<u>80,000</u>
360-101 Interest Earnings	<u>116</u>	<u>126</u>	<u>50</u>
Investment Earnings	<u>116</u>	<u>126</u>	<u>50</u>
370-100 Sale of Fixed Assets	0	100,000	0
370-401 Refunds, Sundry	1,067	0	0
390-010 General Fund	<u>0</u>	<u>0</u>	<u>0</u>
Other Revenue & Transfers In	<u>1,067</u>	<u>100,000</u>	<u>0</u>
Total Revenue	<u>\$ 81,133</u>	<u>\$ 171,551</u>	<u>\$ 80,050</u>
665 Communications System			
434 Equipment Repairs/Maint	\$ 20,134	\$ 10,700	\$ 52,000
450 Construction Services	0	66,373	72,000
598 Misc Services & Charges	<u>28,593</u>	<u>18,916</u>	<u>32,000</u>
Other Services and Charges	<u>48,727</u>	<u>95,989</u>	<u>156,000</u>
610 General Supplies	6,262	3,186	30,000
650 NCO Furniture/Equipment	<u>3,769</u>	<u>36,343</u>	<u>40,000</u>
Supplies	<u>10,031</u>	<u>39,529</u>	<u>70,000</u>
740 Machinery and Equipment	0	8,500	24,000
Capital Outlay	<u>0</u>	<u>8,500</u>	<u>24,000</u>
Communications System	<u>\$ 58,757</u>	<u>\$ 144,018</u>	<u>\$ 250,000</u>

**SAN PATRICIO COUNTY, TEXAS
SAN PATRICIO COUNTY AIRPORT FUND
BUDGET 2016**

	2014 <u>ACTUAL</u>	2015 <u>ESTIMATE</u>	2016 <u>BUDGET</u>
Beginning Balance	\$ <u>307,679</u>	\$ <u>179,532</u>	\$ <u>208,185</u>
Revenues	610,004	356,091	675,050
Transfers In	<u>236,000</u>	<u>456,000</u>	<u>400,000</u>
Total Revenues and Transfers In	<u>846,004</u>	<u>812,091</u>	<u>1,075,050</u>
Available Resources	<u>1,153,683</u>	<u>991,623</u>	<u>1,283,235</u>
Expenditures	974,151	783,438	1,101,962
Transfers Out	<u>0</u>	<u>0</u>	<u>0</u>
Total Expenditures and Transfer Out	<u>974,151</u>	<u>783,438</u>	<u>1,101,962</u>
Ending Balance	\$ <u><u>179,532</u></u>	\$ <u><u>208,185</u></u>	\$ <u><u>181,273</u></u>

**SAN PATRICIO COUNTY, TEXAS
SAN PATRICIO COUNTY AIRPORT FUND
BUDGET 2016**

	2014 <u>ACTUAL</u>	2015 <u>ESTIMATE</u>	2016 <u>BUDGET</u>
330-504 TXDOT Grant	\$ 51,030	\$ 0	\$ 0
360-101 Interest Earnings	112	193	50
370-100 Sale of Fixed Assets	0	0	0
370-201 Rental Income	74,627	75,282	75,000
370-307 Fuel Sales	483,994	280,514	600,000
370-401 Refunds, Sundry	241	102	0
390-010 General Fund	<u>236,000</u>	<u>456,000</u>	<u>400,000</u>
Total Revenue and Transfers In	\$ <u>846,004</u>	\$ <u>812,091</u>	\$ <u>1,075,050</u>
732 Sinton Airport			
115 Temporary Employees	\$ 0	\$ 0	\$ 0
185 Phone Allowance	0	0	0
190 Longevity Pay	0	0	0
210 Group Insurance	0	0	0
220 Social Security Taxes	0	0	0
230 Retirement Contributions	0	0	0
250 Unemployment Insurance	0	0	0
260 Workers' Compensation Ins	0	0	0
Personal Services	<u>0</u>	<u>0</u>	<u>0</u>
330 Pre-Employment Physicals	0	0	0
336 Engineering/Architectural	0	0	25,000
410 Utilities	6,866	7,877	6,700
421 Waste Disposal	0	0	0
424 Grounds Maintenance	4,458	1,486	500
430 Building Repairs/Maint	708	115,000	50,000
434 Equipment Repairs/Maint	6,855	3,000	6,000
450 Construction Services	12,100	7,500	15,000
451 Sealcoating	0	500	2,000
520 Insurance/Bond Premiums	8,577	2,493	6,000
530 Telephone	499	501	400
540 Public Notices	0	100	200
598 Misc Services & Charges	1,000	250	1,000
<i>Other Services and Charges</i>	<u>41,063</u>	<u>138,707</u>	<u>112,800</u>
602 Repair Materials	86	300	700
604 Repair Parts	0	407	300
608 Signage	0	0	5,000
610 General Supplies	726	3,168	5,000
626 Fuel, Oil, Lubricants	0	1,000	0
627 Automotive Supplies	0	0	0
650 NCO Furniture/Equipment	0	0	0
698 Other Supplies	0	0	3,000
<i>Supplies</i>	<u>812</u>	<u>4,875</u>	<u>14,000</u>
740 Machinery and Equipment	0	0	1,000
<i>Capital Outlay</i>	<u>0</u>	<u>0</u>	<u>1,000</u>
Sinton Airport	<u>41,875</u>	<u>143,582</u>	<u>127,800</u>

**SAN PATRICIO COUNTY, TEXAS
SAN PATRICIO COUNTY AIRPORT FUND
BUDGET 2016**

	2014 <u>ACTUAL</u>	2015 <u>ESTIMATE</u>	2016 <u>BUDGET</u>
734 T. P. McCampbell Airport			
110 Regular Employees	\$ 26,613	\$ 98,030	\$ 103,659
115 Temporary Employees	5,342	0	5,408
185 Phone Allowance	550	1,200	1,200
190 Longevity Pay	0	20	128
195 Overtime	646	1,705	3,500
210 Group Insurance	3,199	14,365	23,850
220 Social Security Taxes	2,536	7,722	8,713
230 Retirement Contributions	3,064	11,660	11,732
250 Unemployment Insurance	64	331	456
260 Workers' Compensation Ins	1,154	1,033	3,933
Personal Services	<u>43,168</u>	<u>136,066</u>	<u>162,579</u>
312 Conference and Assoc Dues	175	250	300
336 Engineering/Architectural	1,100	12,500	25,000
341 Other Professional Services	0	0	0
410 Utilities	8,304	9,261	13,000
424 Grounds Maintenance	2,391	2,900	2,000
430 Building Repairs/Maint	889	5,000	10,000
432 Vehicle Repairs/Maint	3,871	5,506	4,000
434 Equipment Repairs/Maint	11,671	4,128	6,000
442 Vehicle/Equipment Rental	266	19,356	1,000
450 Construction Services	307,128	123,462	95,000
451 Sealcoating	8,615	7,497	10,000
520 Insurance/Bond Premiums	6,666	3,927	9,425
530 Telephone	624	1,856	1,208
538 Postage	0	578	550
540 Public Notices	824	108	6,000
580 Travel	1,304	816	1,000
588 Hauling Charges	0	0	0
598 Misc Services & Charges	8,039	4,688	4,000
<i>Other Services and Charges</i>	<u>361,867</u>	<u>201,833</u>	<u>188,483</u>
602 Repair Materials	16,643	4,347	4,600
604 Repair Parts	3,398	2,546	3,000
608 Signage	878	414	1,000
610 General Supplies	4,453	10,738	5,000
626 Fuel, Oil, Lubricants	467,508	276,596	600,000
641 Books, Subscriptions	0	216	100
650 NCO Furniture/Equipment	0	600	400
698 Other Supplies	0	1,500	3,000
<i>Supplies</i>	<u>492,880</u>	<u>296,957</u>	<u>617,100</u>
740 Machinery and Equipment	<u>34,361</u>	<u>5,000</u>	<u>6,000</u>
<i>Capital Outlay</i>	<u>34,361</u>	<u>5,000</u>	<u>6,000</u>
T. P. McCampbell Airport	<u>932,276</u>	<u>639,856</u>	<u>974,162</u>
San Patricio County Airport Fund	<u>\$ 974,151</u>	<u>\$ 783,438</u>	<u>\$ 1,101,962</u>

**SAN PATRICIO COUNTY, TEXAS
ELECTION SERVICES
BUDGET 2016**

	2014 ACTUAL	2015 ESTIMATE	2016 BUDGET
Beginning Balance	\$ 202,865	\$ 238,262	\$ 271,828
Revenues	35,397	33,566	33,200
Transfers In	<u>0</u>	<u>0</u>	<u>0</u>
Total Revenues and Transfers In	<u>35,397</u>	<u>33,566</u>	<u>33,200</u>
Available Resources	<u>238,262</u>	<u>271,828</u>	<u>305,028</u>
Expenditures	0	0	305,000
Transfers Out	<u>0</u>	<u>0</u>	<u>0</u>
Total Expenditures and Transfer Out	<u>0</u>	<u>0</u>	<u>305,000</u>
Ending Balance	\$ <u>238,262</u>	\$ <u>271,828</u>	\$ <u>28</u>

**SAN PATRICIO COUNTY, TEXAS
ELECTION SERVICES
BUDGET 2016**

	2014 ACTUAL	2015 ESTIMATE	2016 BUDGET
340-607 Election Services Fee	\$ 20,402	\$ 18,143	\$ 18,000
360-101 Investment Earnings	197	211	200
370-201 Rental Income	14,798	15,212	15,000
370-401 Refunds, Sundry	0	0	0
390-010 General Fund	0	0	0
Total Revenue	\$ 35,397	\$ 33,566	\$ 33,200
520 Election Services			
312 Conference and Assoc Dues	\$ 0	\$ 0	\$ 0
341 Other Professional Services	0	0	0
434 Equipment Repairs/Maint	0	0	0
442 Vehicle/Equipment Rental	0	0	0
520 Insurance/Bond Premiums	0	0	0
530 Telephone	0	0	0
538 Postage	0	0	0
540 Public Notices	0	0	0
580 Travel	0	0	0
598 Misc Services & Charges	0	0	0
<i>Other Services and Charges</i>	0	0	0
610 General Supplies	0	0	0
641 Books, Subscriptions	0	0	0
650 NCO Furniture/Equipment	0	0	0
698 Other Supplies	0	0	0
<i>Supplies</i>	0	0	0
740 Machinery and Equipment	0	0	305,000
<i>Capital Outlay</i>	0	0	305,000
Election Services	0	0	305,000
ELECTION SERVICES	\$ 0	\$ 0	\$ 305,000

CAPITAL PROJECTS FUNDS

Capital Projects Funds are used to account for the acquisition and construction of major capital facilities other than those financed by Enterprise Funds.

**SAN PATRICIO COUNTY, TEXAS
RIGHT-OF-WAY
BUDGET 2016**

	2014 <u>ACTUAL</u>	2015 <u>ESTIMATE</u>	2016 <u>BUDGET</u>
Beginning Balance	\$ 600,045	\$ 294,339	\$ 353,423
Revenues	437	277	250
Transfers In	<u>0</u>	<u>200,000</u>	<u>200,000</u>
Total Revenues and Transfers In	<u>437</u>	<u>200,277</u>	<u>200,250</u>
Available Resources	<u>600,481</u>	<u>494,616</u>	<u>553,673</u>
Expenditures	306,142	141,193	476,861
Transfers Out	<u>0</u>	<u>0</u>	<u>0</u>
Total Expenditures and Transfer Out	<u>306,142</u>	<u>141,193</u>	<u>476,861</u>
Ending Balance	\$ <u>294,339</u>	\$ <u>353,423</u>	\$ <u>76,812</u>

**SAN PATRICIO COUNTY, TEXAS
RIGHT-OF-WAY
BUDGET 2016**

		2014 <u>ACTUAL</u>		2015 <u>ESTIMATE</u>		2016 <u>BUDGET</u>
330-351	Row Reimb.	\$ 0	\$	0	\$	0
360-101	Interest Earnings	435		265		250
370-401	Refunds, Sundry	2		12		0
390-010	General Fund	<u>0</u>		<u>200,000</u>		<u>200,000</u>
	Total Revenue and Transfers In	<u>\$ 437</u>	\$	<u>200,277</u>	\$	<u>200,250</u>
730	Right-Of-Way					
110	Regular Employees	\$ 40,236	\$	42,248	\$	43,515
190	Longevity Pay	720		720		720
195	Overtime	360		699		0
210	Group Insurance	5,619		6,033		7,950
220	Social Security Taxes	2,879		3,048		3,384
230	Retirement Contributions	4,487		5,571		4,556
250	Unemployment Insurance	65		176		177
260	Workers' Compensation Ins	132		124		183
	<i>Personal Services</i>	<u>54,497</u>		<u>58,619</u>		<u>60,485</u>
312	Conference and Assoc Dues	0		100		200
326	Appraisal Services	0		10,000		50,000
336	Engineering/Architectural	0		600		3,000
434	Equipment Repairs/Maint	0		400		2,000
455	Utility Adjustments	231,597		50,000		250,000
520	Insurance/Bond Premiums	431		425		5,000
530	Telephone	618		449		2,000
538	Postage	0		100		1,000
580	Travel	0		0		700
598	Misc Services & Charges	19,000		0		1,476
	<i>Other Services and Charges</i>	<u>251,646</u>		<u>62,074</u>		<u>315,376</u>
610	General Supplies	0		500		1,000
650	NCO Furniture/Equipment	0		0		0
	<i>Supplies</i>	<u>0</u>		<u>500</u>		<u>1,000</u>
710	Land	0		20,000		100,000
740	Machinery and Equipment	0		0		0
	<i>Capital Outlay</i>	<u>0</u>		<u>20,000</u>		<u>100,000</u>
900	Operating Transfers Out					
970	0	0		0		0
	<i>Operating Transfers Out</i>	<u>0</u>		<u>0</u>		<u>0</u>
	Right-Of-Way	<u>\$ 306,142</u>	\$	<u>141,193</u>	\$	<u>476,861</u>

DEBT SERVICE FUNDS

Debt Service Funds have been established to receive funds from a tax levy and other sources for the accumulation of funds to meet the annual principal and interest requirements on the outstanding general obligation debt of the County.

SAN PATRICIO COUNTY, TEXAS

STATEMENT OF INDEBTEDNESS

DECEMBER 31, 2015

<u>PERMANENT IMPROVEMENTS DEBT</u>	<u>RATES</u>	<u>DUE DATES</u>	<u>DATE OF ISSUE</u>	<u>FINAL MATURITY DATE</u>
TAX AND REVENUE CERTIFICATES OF OBLIGATION, 2006	4.25% to 4.75%	(4-1;10-1)	8-1-2006	4-1-2036
GENERAL OBLIGATION REFUNDING BONDS, 2015	2.00% to 5.00%	(4-1;10-1)	8-15-2015	4-1-2036
TOTAL PERMANENT IMPROVEMENTS DEBT (COUNTY)				
GRAND TOTALS - DEBT				

AMOUNT ISSUED	AMOUNT PAID/DEFEASED	OUTSTANDING		
		PRINCIPAL	INTEREST	TOTAL
\$ 19,330,000	\$ 18,860,000	\$ 470,000	\$ 10,576	\$ 480,576
<u>15,415,000</u>	<u>300,000</u>	<u>15,115,000</u>	<u>8,441,675</u>	<u>23,556,675</u>
<u>34,745,000</u>	<u>19,160,000</u>	<u>15,585,000</u>	<u>8,452,251</u>	<u>24,037,251</u>
<u>\$ 34,745,000</u>	<u>\$ 19,160,000</u>	<u>\$ 15,585,000</u>	<u>\$ 8,452,251</u>	<u>\$ 24,037,251</u>

SAN PATRICIO COUNTY, TEXAS

DEBT SERVICE

BUDGET REQUIREMENTS FOR 2016

<u>PERMANENT IMPROVEMENTS DEBT (COUNTY)</u>	<u>PRINCIPAL</u>	<u>INTEREST</u>	<u>OTHER EXPENSES</u>	<u>TOTALS</u>
TAX AND REVENUE CERTIFICATES OF OBLIGATION, 2006	470,000	10,576	2,000	482,576
GENERAL OBLIGATION REFUNDING BONDS, 2015	<u>0</u>	<u>644,350</u>	<u>2,000</u>	<u>646,350</u>
<u>TOTAL PERMANENT IMPROVEMENTS DEBT (COUNTY)</u>	<u>470,000</u>	<u>654,926</u>	<u>4,000</u>	<u>1,128,926</u>
GRAND TOTAL - ALL DEBT	<u>\$ 470,000</u>	<u>\$ 654,926</u>	<u>\$ 4,000</u>	<u>\$ 1,128,926</u>

**SAN PATRICIO COUNTY, TEXAS
PERMANENT IMPROVEMENT I & S
BUDGET 2016**

	2014 <u>ACTUAL</u>	2015 <u>ESTIMATE</u>	2016 <u>BUDGET</u>
Beginning Balance	\$ <u>86,549</u>	\$ <u>140,582</u>	\$ <u>122,449</u>
Revenues	1,268,068	1,194,938	1,100,537
Transfers In	<u>0</u>	<u>0</u>	<u>0</u>
Total Revenues and Transfers In	<u>1,268,068</u>	<u>1,194,938</u>	<u>1,100,537</u>
Available Resources	<u>1,354,617</u>	<u>1,335,520</u>	<u>1,222,986</u>
Expenditures	1,214,035	1,213,071	1,128,926
Transfers Out	<u>0</u>	<u>0</u>	<u>0</u>
Total Expenditures and Transfer Out	<u>1,214,035</u>	<u>1,213,071</u>	<u>1,128,926</u>
Ending Balance	\$ <u><u>140,582</u></u>	\$ <u><u>122,449</u></u>	\$ <u><u>94,060</u></u>

**SAN PATRICIO COUNTY, TEXAS
PERMANENT IMPROVEMENT I & S
BUDGET 2016**

	2014 <u>ACTUAL</u>	2015 <u>ESTIMATE</u>	2016 <u>BUDGET</u>
310-110 Ad Valorem - Current	\$ 1,225,524	\$ 1,163,338	\$ 1,069,737
310-120 Ad Valorem - Delinquent	<u>38,573</u>	<u>30,926</u>	<u>30,000</u>
General Property Taxes	<u>1,264,097</u>	<u>1,194,264</u>	<u>1,099,737</u>
360-101 Interest Earnings	404	674	800
370-401 Refunds, Sundry	3,567	0	0
390-063 Transfer In - Road Bond I&S	<u>0</u>	<u>0</u>	<u>0</u>
Other Revenue	<u>3,971</u>	<u>674</u>	<u>800</u>
Total Revenues	\$ <u>1,268,068</u>	\$ <u>1,194,938</u>	\$ <u>1,100,537</u>
800 Debt Service			
801 Principal	\$ 430,000	\$ 750,000	\$ 470,000
802 Interest	783,285	459,071	654,926
803 Other Expenses	<u>750</u>	<u>4,000</u>	<u>4,000</u>
Debt Service	<u>1,214,035</u>	<u>1,213,071</u>	<u>1,128,926</u>
PERMANENT IMPROVEMENT I & S	\$ <u>1,214,035</u>	\$ <u>1,213,071</u>	\$ <u>1,128,926</u>